

UNITED STATES
SECURITIES AND EXCHANGE COMMISSION
Washington, D.C. 20549

SCHEDULE 14A

Proxy Statement Pursuant to Section 14(a) of the
Securities Exchange Act of 1934 (Amendment No.)

Filed by the Registrant

Filed by a party other than the Registrant

CHECK THE APPROPRIATE BOX:

<input type="checkbox"/>	Preliminary Proxy Statement
<input type="checkbox"/>	Confidential, for Use of the Commission Only (as permitted by Rule 14a-6(e)(2))
<input checked="" type="checkbox"/>	Definitive Proxy Statement
<input type="checkbox"/>	Definitive Additional Materials
<input type="checkbox"/>	Soliciting Material under §240.14a-12



(Name of Registrant as Specified In Its Charter)
(Name of Person(s) Filing Proxy Statement, if other than the Registrant)

PAYMENT OF FILING FEE (CHECK ALL BOXES THAT APPLY):

<input checked="" type="checkbox"/>	No fee required
<input type="checkbox"/>	Fee paid previously with preliminary materials
<input type="checkbox"/>	Fee computed on table in exhibit required by Item 25(b) per Exchange Act Rules 14a-6(i)(1) and 0-11



Accelerating our transformation

2023 Notice of Annual Meeting & Proxy Statement

Tuesday, May 9, 2023

8:30 a.m., Central Daylight Time

www.virtualshareholdermeeting.com/MMM2023

A letter to our shareholders

March 22, 2023

Dear Shareholder:

On behalf of the Board of Directors and our senior management team, we are pleased to invite you to attend 3M's Annual Meeting of Shareholders on Tuesday, May 9, 2023, at 8:30 a.m., Central Daylight Time at www.virtualshareholdermeeting.com/MMM2023. To leverage technology to enable shareholder participation from any location, the 2023 Annual Meeting will be held exclusively online.

2022 was an important year for 3M. The company focused on delivering for customers and shareholders in a slowing macroeconomic environment, while taking actions to position 3M for the future. As we managed through external challenges — from supply chain disruptions, to COVID-related lockdowns, to softening in key end markets — we applied 3M science to solve customer needs, and introduce new innovations across our market-leading businesses. We drove strong pricing, proactively managed costs, strengthened our balance sheet and reduced total debt by \$1.4 billion — while returning \$4.8 billion to shareholders through dividends and share repurchases.

At the same time, we continued to build 3M for long-term success. We managed our portfolio — including the divestiture of our Food Safety business, planned spin-off of our Health Care business, and commitment to exit per- and polyfluoroalkyl (PFAS) manufacturing by the end of 2025 — while advancing strategies to resolve legal matters. We invested in growth and productivity, and followed through on sustainability commitments. We supported employees with new flexible work arrangements and factory investments, and advanced diversity, equity, and inclusion with new initiatives from each of our businesses.

We are building a stronger company. Looking forward, our focus remains on executing our strategic priorities and delivering the best performance for our customers, shareholders, and all stakeholders in 2023.

We sincerely hope you will join us at our virtual Annual Meeting. You will have a chance at the meeting to vote on the matters set forth in the accompanying Notice of Annual Meeting and Proxy Statement. There will also be time for your questions and comments. Shareholders who wish to submit questions in advance of the meeting may do so by using their 16-digit control number to access www.proxyvote.com.

For information on how to attend the meeting, please read "Participating in the virtual Annual Meeting" on page 110 of the accompanying Proxy Statement.

Your vote is important. Whether or not you plan to attend the Annual Meeting, please vote as soon as possible. You may vote your proxy on the Internet, by telephone, or if this Proxy Statement was mailed to you, by completing and mailing the enclosed traditional proxy card. Please review the instructions on the proxy card or the electronic proxy material delivery notice regarding each of these voting options.

Thank you for your ongoing support of 3M.

Sincerely,



Michael F. Roman
**Michael
F.
Roman**

Chairman
of the
Board and
Chief
Executive
Officer



Michael L. Eskew
**Michael
L.
Eskew**

Lead
Independent
Director

Notice of 2023 annual meeting of shareholders

Time and Date
8:30 a.m.,
Central Daylight Time
Tuesday, May 9, 2023

Where
Virtual only at
www.virtualshareholdermeeting.com/MMM2023

How to vote

Whether or not you plan to attend the virtual meeting, please vote your proxy either by using the Internet or telephone as further explained in this Proxy Statement or by filling in, signing, dating, and promptly mailing a proxy card.

By Telephone
In the U.S. or Canada, you may vote your shares toll-free by calling 1-800-690-6903.

By Internet
You may vote your shares online at www.proxyvote.com.

By Mail
You may vote by mail by marking, dating, and signing your proxy card or voting instruction form and returning it in the postage-paid envelope.

By Online Voting
You may vote online at the virtual Annual Meeting.

Important Notice regarding the availability of proxy materials for the Annual Meeting of Shareholders to be held on May 9, 2023.

The Notice of Annual Meeting, Proxy Statement, and 2022 Annual Report are available at www.proxyvote.com. Enter the 16-digit control number located in the box next to the arrow on the Notice of Internet Availability of Proxy Materials or proxy card to view these materials.

THIS PROXY STATEMENT AND PROXY CARD, AND THE NOTICE OF INTERNET AVAILABILITY OF PROXY MATERIALS, ARE BEING DISTRIBUTED TO SHAREHOLDERS ON OR ABOUT MARCH 22, 2023.

Items of business

1. Elect the 10 directors identified in the Proxy Statement, each for a term of one year.
2. Ratify the appointment of PricewaterhouseCoopers LLP as 3M's independent registered public accounting firm for 2023.
3. Approve, on an advisory basis, the compensation of our Named Executive Officers.
4. Approve, on an advisory basis, the frequency of advisory votes on the compensation of our named executive officers.

Transact such other business as may properly come before the Annual Meeting and any adjournment or postponement.

Record date

You are entitled to vote if you were a shareholder of record at the close of business on Tuesday, March 14, 2023.

Adjournments and postponements

Any action on the items of business described above may be considered at the Annual Meeting at the time and on the date specified above or at any time and date to which the Annual Meeting may be properly adjourned or postponed.

Annual report

Our 2022 Annual Report, which is not part of the proxy soliciting materials, is enclosed if the proxy materials were mailed to you. The Annual Report is accessible on the Internet by visiting www.proxyvote.com, if you have received the Notice of Internet Availability of Proxy Materials, or previously consented to the electronic delivery of proxy materials.

By order of the Board of Directors,



Michael M. Dai
Vice President, Associate General Counsel and Secretary
3M Company
3M Center, St. Paul, Minnesota 55144

Attending the virtual Annual Meeting

To leverage technology to enable shareholder participation from any location, the 2023 Annual Meeting will be held exclusively online.

To be admitted to the Annual Meeting at www.virtualshareholdermeeting.com/MMM2023, you need to enter the 16-digit control number on your proxy card, voting instruction, or Notice of Internet Availability you previously received. See additional instructions on page 110.

We have worked to offer the same participation opportunities as were provided at the in-person portion of our past meetings. At the virtual Annual Meeting, you or your proxyholder may participate, vote and examine a list of shareholders of record entitled to vote at the meeting by accessing www.virtualshareholdermeeting.com/MMM2023. If you wish to submit questions in advance of the virtual meeting, you may do so by using your 16-digit control number to access www.proxyvote.com. During the virtual meeting, you may type in your questions on the meeting website as well. See additional instructions on page 111.

Board Recommendation

- ✓ **FOR**
- ✓ **FOR**
- ✓ **FOR**
- ✓ **Every "1 Year"**

Table of contents

A letter to our shareholders	3	Board structure and processes	40
Notice of 2023 Annual Meeting of shareholders	4	Board’s leadership structure	40
Proxy highlights	7	Lead Independent Director	41
Corporate governance at 3M	18	Executive sessions	41
✔ Proposal 1 Elect the 10 Directors Identified in this Proxy Statement	18	Board committees	42
Nominees for director	20	Director compensation	47
Board membership criteria	26	Philosophy and process	47
Director nominees — diversity of skills and experience	26	Elements of annual compensation for non-employee directors	47
Diversity	27	2022 director compensation table	48
Board self-evaluation process	27	Reasonableness of non-employee director compensation	49
Director nomination process	28	Stock retention requirement	50
Identification, evaluation, and selection of nominees	28	Prohibition of hedging, pledging, and other actions	50
Shareholder nominations	29	Audit Committee matters	51
Shareholder nominations — advance notice bylaw	29	✔ Proposal 2 Ratification of the Appointment of Independent Registered Public Accounting Firm for 2023	51
Shareholder nominations — universal proxy rules	29	Audit Committee report	52
Proxy access nominations	29	Audit Committee policy on pre-approval of audit and permissible non-audit services of the independent accounting firm	53
Director orientation and continuing education	29	Fees of the independent accounting firm	53
Director independence	30	Audit Committee restrictions on hiring employees of the independent accounting firm	54
Corporate governance practices and policies	30	Executive compensation	55
Corporate governance highlights	31	✔ Proposal 3 Advisory Approval of Executive Compensation	55
Corporate governance guidelines	32	✔ Proposal 4 Advisory Approval on the Frequency of Advisory Votes on Executive Compensation	56
Communication with directors	32	Compensation discussion and analysis	57
3M’s codes of conduct	32	Section I: Executive overview	58
Public policy engagement	33	Section II: How we determine executive compensation	67
Related person transaction policy and procedures	33		
Policy on adoption of a rights plan	34		
Key areas of Board oversight	34		
Board’s role in strategy	34		
Board’s role in risk oversight	34		
Board’s role in management succession planning and human capital management	36		
Board’s role in sustainability	36		

[Table of Contents](#)

Section III: Overview of compensation program design	70	Other information	110
Section IV: Incentive compensation attainments and awards	75	Proxy Statement	110
Section V: 2022 compensation decisions and performance highlights	81	Purpose of the Annual Meeting	110
Section VI: Ways in which we address risk and governance	86	Participating in the virtual Annual Meeting	110
Compensation and Talent Committee report	89	Information about the Notice of Internet Availability of Proxy Materials	111
Compensation and Talent Committee interlocks and insider participation	89	Shareholders entitled to vote	112
Executive compensation tables	90	Proposals you are asked to vote on and the Board's voting recommendations	113
2022 summary compensation table	90	Voting requirements to elect directors and approve each of the proposals described in this Proxy Statement	114
2022 all other compensation table	91	Voting methods	115
Grants of plan-based awards	92	Changing your vote	116
2022 outstanding equity awards at fiscal year-end table	93	Counting the vote	116
2022 option exercises and stock vested table	95	Confidentiality	116
Pension benefits	96	Results of the vote	116
Nonqualified deferred compensation	97	Delivery of documents to shareholders sharing an address	116
Potential payments upon termination or change in control	99	List of shareholders	117
Pay ratio	104	Cost of proxy solicitation	117
Pay versus performance disclosure	104	Transfer agent	117
Stock ownership information	108	Requirements for submission of shareholder proposals for next year's Annual Meeting	117
Security ownership of management	108	Appendix A: Supplemental consolidated statement of income information	118
Security ownership of certain beneficial owners	109	GAAP to non-GAAP reconciliation	118
		Appendix B: Meaning of certain terms	123

Special Note About Forward-Looking Statements

This proxy statement contains forward-looking statements within the meaning of the Private Securities Litigation Reform Act of 1995, Section 27A of the Securities Act of 1933 and Section 21E of the Securities Exchange Act of 1934. These statements involve risks and uncertainties that could cause results to differ materially from those projected. Please refer to the section entitled "Risk Factors" in our Forms 10-K and 10-Q. The information contained herein is as of the date of this proxy statement. We assume no obligation to update any forward-looking statements contained herein as a result of new information or future events or developments, except as required by law.

No Incorporation By Reference

This proxy statement includes website addresses and references to additional materials found on those websites. These websites and materials are not incorporated by reference herein.

Proxy highlights

Proposal

1

Elect the 10 Directors Identified in this Proxy Statement (page 18)



“FOR” each nominee to the Board

- Elect the 10 directors identified in this Proxy Statement, each for a term of one year.
- Our nominees are distinguished leaders who bring a mix of skills and qualifications to the Board and can represent the interests of all shareholders.
- As proven leaders, our nominees are well-positioned to guide 3M's strategic directions.
- Our recent Board refreshment brings new skills and experience to the Board and enhances its oversight of various areas important to the Company.

Diversity of skills, experience and perspective

The Nominating and Governance Committee identifies, reviews, and recommends nominees to the Board for approval. The Committee seeks individuals with distinguished records of leadership and success and who will make substantial contributions to Board operations and effectively represent the interests of all shareholders. The Committee considers a wide range of factors and experiences, including ensuring an experienced, qualified Board with expertise in the following key areas most relevant to 3M. The numbers indicated in the diagram below represent the number of director nominees who the Committee believes possess each of the skills and experiences.

10 Leadership. Significant leadership experience with understanding of complex global organizations, strategy, risk management, and how to drive change and growth.

5 Manufacturing. As a vertically integrated Company, manufacturing experience is important to understanding the operations and capital needs of the Company.

9 Supply Chain. Directors with expertise in the management of the upstream and downstream relationships with suppliers and customers provide important perspectives on achieving efficient operations.

6 Technology. As a diversified technology, science-based Company, directors with technology backgrounds understand 3M's 51 technology platforms and the importance of investing in new technologies for future growth.

10 Finance. Financial metrics measures our performance. All directors must understand finance and financial reporting processes. All, but one, Audit Committee members qualify as “audit committee financial experts.”

9 Global. Global business experience is critical to 3M's international growth with 60 percent of sales from outside the U.S. in 2022.

10 Risk Management. Directors with experience in risk management and oversight, including environmental, social, and cybersecurity, play an important role in the Board's oversight of risks.




7 Marketing. Organic growth is one of 3M's financial metrics and directors with marketing expertise provide important perspectives on developing new markets.

Proxy highlights

Corporate governance dashboard

Director nominees, board diversity of skills and experience


<p>Thomas “Tony” K. Brown Retired Group Vice President, Global Purchasing, Ford Motor Company</p> <p>Skills: </p> <p>Age 67 Tenure 2013 Committee A N&G*</p> 	<p>Anne H. Chow Retired Chief Executive Officer, AT&T Business</p> <p>Skills: </p> <p>Age 56 Tenure 2023 Committee C&T STS</p> 	<p>David B. Dillon Retired Chairman of the Board and Chief Executive Officer, The Kroger Co.</p> <p>Skills: </p> <p>Age 71 Tenure 2015 Committee A N&G</p> 
---	---	---


<p>Michael L. Eskew Lead Independent Director Retired Chairman of the Board and Chief Executive Officer, United Parcel Service, Inc.</p> <p>Skills: </p> <p>Age 73 Tenure 2003 Committee A C&T</p> 	<p>James R. Fitterling Chairman of the Board and Chief Executive Officer, Dow Inc.</p> <p>Skills: </p> <p>Age 61 Tenure 2021 Committee C&T*</p> 	<p>Amy E. Hood Executive Vice President and Chief Financial Officer, Microsoft Corporation</p> <p>Skills: </p> <p>Age 51 Tenure 2017 Committee C&T STS</p> 
---	--	---


Board changes since 2018
4 of 10 independent nominees have joined the Board, including 2 women directors and 4 directors with other diverse traits

Diversity

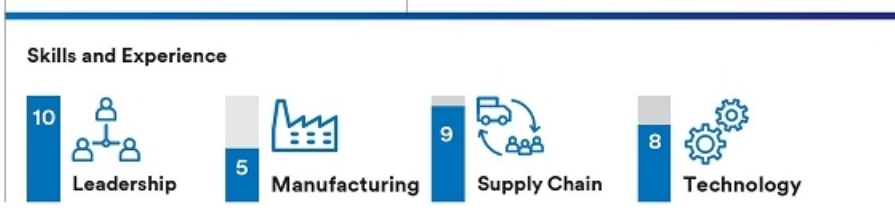
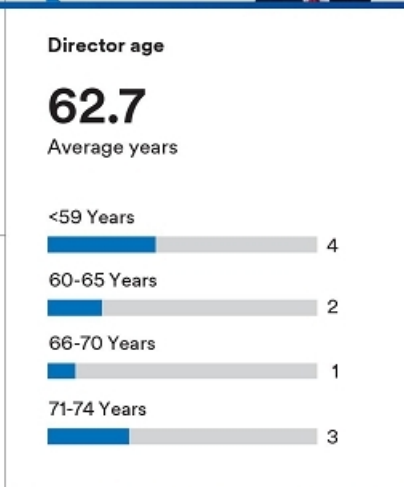
60.0%
Diverse board members

Female Directors  3

Racially/Ethnically Diverse Directors  4


Directors with other Diverse Characteristics*  2

* LGBTQ + or born outside of the U.S.



<p>Suzan Kereere Head of Global Business Solutions, Fiserv, Inc.</p> <p>Skills </p> <p>Age 57 Tenure 2022 Committee C&T</p> 	<p>Gregory R. Page Retired Chairman of the Board and Chief Executive Officer, Cargill</p> <p>Skills </p> <p>Age 71 Tenure 2016 Committee C&T STS</p> 	
--	---	--

<p>Pedro J. Pizarro President and Chief Executive Officer and Director, Edison International</p> <p>Skills </p> <p>Age 57 Tenure 2023 Committee A</p> 	<p>Michael F. Roman Chairman of the Board and Chief Executive Officer, 3M Company</p> <p>Skills </p> <p>Age 63 Tenure 2018</p> 	
--	---	--

<p>Other public company boards</p> <p>0.9 Average board positions</p> <p>0 Board: 3 1 Board: 6 2 Boards: 0 3 Boards: 1</p>	<p>Board size and independence</p> <p>Independent: 9 Not Independent: 1</p> <p>Lead Independent Director</p> <p></p> <ul style="list-style-type: none"> Lead Independent Director with robust authority Combined Chairman and CEO positions 	<p>Meeting attendance</p> <p>93%</p> <ul style="list-style-type: none"> Overall attendance at Board and committee meetings There were 11 Board meetings in 2022
--	--	---

<p>Skills and Experience</p> <p>10 Finance 9 Global 10 Risk Management 7 Marketing</p>	<p>Key</p> <ul style="list-style-type: none"> Independent Chair Chair-elect A Audit C&T Compensation and Talent N&G Nominating and Governance STS Science, Technology & Sustainability
---	--

Proxy highlights

The Qualifications and Attributes, and Demographic Background information below reflect the 10 Director Nominees for this Annual Meeting.

Qualifications and Attributes	Brown	Chow	Dillon	Eskew	Fitterling	Hood	Kereere	Page	Pizarro	Roman
Leadership	■	■	■	■	■	■	■	■	■	■
Manufacturing	■			■	■			■		■
Supply Chain	■	■	■	■	■		■	■	■	■
Technology		■	■	■	■	■	■		■	■
Finance	■	■	■	■	■	■	■	■	■	■
Global	■	■		■	■	■	■	■	■	■
Risk Management	■	■	■	■	■	■	■	■	■	■
Marketing		■	■	■	■	■	■	■		
Demographic Background										
Tenure (Years)	10	<1	8	20	2	6	1	7	<1	5
Age (Years)	67	56	71	73	61	51	57	71	57	63
Gender (Male/Female)	M	F	M	M	M	F	F	M	M	M
Race/Ethnicity										
African American/Black	■						■			
Asian		■								
Hispanic									■	
Caucasian/White			■	■	■	■		■		■

Corporate governance highlights

✓ Our Board's Best Practices






- | | | |
|---|---|---|
| <ul style="list-style-type: none"> ✓ Annual director elections ✓ Diverse board in all aspects ✓ Effective lead independent director ✓ Regular board refreshment with balanced mix of tenure ✓ Regular shareholder engagement | <ul style="list-style-type: none"> ✓ Committed to sustainability and social responsibility ✓ Extensive oversight of environmental, social and enterprise risk management ✓ Annual board, committee and individual director self-evaluation ✓ Annual "say-on-pay" shareholder vote | <ul style="list-style-type: none"> ✓ Strong alignment between company performance and executive compensation ✓ Comprehensive clawback policy ✓ Annual compensation risk assessment ✓ Robust stock ownership guidelines for executive officers and directors |
|---|---|---|

Board refreshment

We regularly add directors to infuse new ideas and fresh perspectives into the boardroom. Four out of the nine independent director nominees standing for this year's election have joined our board within the past five years, and all four have diverse traits, such as gender, racial, or ethnic diversity. In recruiting directors, we focus on how the experience and skill set of each individual complements those of their fellow directors to create a balanced board with diverse viewpoints and backgrounds, deep expertise, and strong leadership experience.

Shareholder outreach and engagement

Shareholder engagement is fundamental to our commitment to good governance and essential to maintaining our strong corporate governance practices. We engage regularly with our global investors to share updates on our strategic, financial, and operating performance and to understand valuable shareholder perspectives on governance and sustainability issues about which they care most. We aim to seek a collaborative and mutually beneficial approach to issues of importance to investors that affect our business. Shareholder feedback is shared with the appropriate Board committees or the full Board to ensure our governance policies reflect priorities that are important to our shareholders.

 Participants	 Topics Discussed	 Feedback
<p>During 2022, members of senior management met with a cross-section of shareholders owning approximately:</p> <div style="display: flex; justify-content: space-around; align-items: center;"> <div style="text-align: center;">  <p>22% of our outstanding shares</p> </div> <div style="text-align: center;"> <p>or</p> </div> <div style="text-align: center;">  <p>33% of our institutional shareholders</p> </div> </div> <p>Two of our directors — our Lead Independent Director and Chairman of the Board — participated in our 2022 engagement.</p>	<p>Board / Corporate Governance</p> <ul style="list-style-type: none"> • Process related to health care business spin-off • Board composition, including refreshment, skills matrix, and diversity • Director orientation, education, and evaluation • Risk oversight (sustainability and litigation/regulatory) • Executive compensation • Board interactions with management and broader organization <p>Operations / Supply Chain</p> <ul style="list-style-type: none"> • Current challenges, strategy, and business model evolution <p>Environmental / Social / Sustainability</p> <ul style="list-style-type: none"> • Carbon/water stewardship goals, plastics reduction, investments, and pathway to achieve goals <p>Litigation</p> <ul style="list-style-type: none"> • PFAS and other litigation management • Impact on culture 	<p>Investors provided valuable comments and perspectives on the Company's governance practices, including the process related to the Company's planned spin-off of its health care business; the Board's overall diversity; director refreshment (including director skills matrix); risk oversight; litigation management; and the Company's actions in managing supply chain challenges and environmental stewardship, social justice, and sustainability matters, including investments, progress towards goals, and the addition of an environmental, social, and governance (ESG) modifier to the Company's executive compensation program.</p> <p>The feedback from these meetings was shared with the Board of Directors and helped inform the Board on corporate governance practices and trends.</p>

3M's sustainability highlights

At 3M, we are people committed to helping other people. We seek to observe, understand, and solve. Every day we help tackle problems, big and small, in pursuit of our promise to improve lives. Our goals and sustainability metrics reflect a heightened commitment to thinking holistically about how our operations and products can unlock the power of people, ideas, and science to reimagine what's possible, inspiring progress to transform aspirations into action and delivering on our promises across science, society, and sustainability.


In 2022, we continued to follow through on our sustainability goals, including our \$1 billion commitment to achieve carbon neutrality, reduce water use, improve water quality, and reduce our use of plastics. Since announcing our carbon neutrality goal, we've seen an additional 37.8 percent reduction of Scope 1 and 2 emissions building from a 78.8 percent reduction over the last two decades while more than doubling our revenue. We are also ahead of schedule installing state-of-the-art filtration technologies around the world, and we now have capabilities running at all three of our largest water-using sites in the United States, and in Zwijndrecht. Since 2021, we achieved a 54.2 million pound reduction in the

Proxy highlights

use of virgin fossil-based plastic in our packaging and products toward our goal of 125 million pounds by 2025. We've incorporated recycled and bio-based materials and reduced plastic use in products and packaging such as tapes and dispensers, sponges, packaging, workspace solutions, insulation, optical films, floor pads, sorbents, and more.

We believe a sustainable future is one in which ecosystems and communities thrive and opportunities are equitable and accessible for all. We advance meaningful actions toward a more equitable future for our global employee base, including training, development, and recruitment efforts focused on underrepresented populations. We foster an inclusive culture that supports and appreciates differences and provides fair and equal opportunities for everyone. And we continue our efforts toward building a diverse workforce around the world. We recognize the importance of equal access to science, technology, engineering, and mathematics (STEM) education and careers. Equitable opportunities in STEM lead to stronger communities, a stronger 3M, and a brighter collective future. To advance our social justice and impact agenda, we created a 3M Equity & Community organization to support our goals and commitments to progress equity in our workplaces, business practices, and communities globally. This holistic and cross-functional organization connects our teams and strategies across the areas of diversity and inclusion in our workforce; 3M gives dedicated to building community partnerships and supporting volunteerism with a focus on closing the opportunity gap for underrepresented groups in STEM and skilled trades, and administering our \$50 million social justice fund; and Social Justice Strategy & Initiatives dedicated to leading workstreams across the enterprise to address policies and practices advancing equitable societal solutions, including environmental justice, supplier diversity, product development, and policy advocacy.

We apply our expertise to create bold ambitions to shape a sustainable future in three priority areas: Science for Circular, Science for Climate, and Science for Community.

 Science for Circular

We see the circular economy as an opportunity to create impactful solutions, inspire leadership, and implement disruptive change across all industries. In September 2022, 3M was one of 85 global businesses, financial institutions, and NGOs to endorse the Business Coalition for a Global Plastics Treaty, a common vision for an effective and ambitious global treaty to end plastic pollution. This vision will guide policy engagements with governments to accelerate progress toward a circular economy.

3M is on the Water Resilience Coalition leadership committee joining other leading companies to inspire others and accelerate our collective impact. 3M is also taking steps to reduce water use and improve water quality through installation of technologies at key manufacturing sites worldwide. This includes a commitment to install state-of-the-art water purification technology at its largest water-using facilities. Since 2019, we have reduced our water usage by 16.8 percent indexed to net sales.

We continue to advance our goal of 100 percent of products entering 3M's new product commercialization process to include descriptions of their sustainability impact, such as an environmental or social challenge like improving air quality, reducing GHG emissions, or improving patient and worker safety.

 Science for Climate

We are advancing our impact through bigger intermediate and long-term goals and actions that align with the latest findings by the Intergovernmental Panel on Climate Change (IPCC). During Climate Week NYC, 3M solutions for decarbonization, electrification, energy efficiency, and sustainable infrastructure were included in an interactive display.

3M is in the middle of a three-year partnership with the United Nations Framework Convention on Climate Change (UNFCCC) to advance the Paris Agreement and UN sustainable development goals. This collaboration helps us highlight technology and solutions that inspire forward movement on climate commitments.

Expanding our access to opportunities to invest in climate technology companies, 3M is invested in TPG Rise Climate Fund, a multi-billion dollar climate impact investing fund that deploys mission-driven capital at scale.

Through select 3M product platforms, we helped our customers avoid emitting over 121 metric tons of carbon dioxide (CO2) in the last five years alone. Examples include helping customers in electronics, automotive, and construction industries improve their energy efficiency and reduce waste through the use of 3M materials and solutions.

 Science for Community

We recognize the importance of cultivating a connected community by listening, understanding, and acting, bringing forward community voices and perspectives to advise 3M on plans for directing a \$50 million investment to address racial opportunity gaps.

Since 2021, we've supported over 1 million unique STEM and skilled trades learning experiences, putting us well on track to deliver on our goal to create 5 million such experiences by the end of 2025. Data from 3M's State of Science Index (SOSI) helps guide our strategic STEM investments with insights from across the globe.

In 2022, we created the new role of director of environmental justice to elevate and advance a global environmental justice program. We now have a cohesive strategy and approach for working alongside underserved communities, especially in areas where we have a manufacturing presence.

In support of the United Nations LGBTI Standards of Conduct for Business, 3M joined other companies in committing to processes, policies, and programs that promote equality and safety, prevent harassment and discrimination, and advance LGBTQI+ individuals in the workplace and the community.

Proposal

2

Ratification of the Appointment of Independent Registered Public Accounting Firm for 2023 (page 51)



"FOR"

- Ratify the appointment of PricewaterhouseCoopers LLP (PwC) as 3M's independent registered public accounting firm for 2023.
- Based on its assessment of the qualifications and performance of PwC, the Audit Committee believes that it is in the best interests of the Company and its shareholders to retain PwC.

Executive compensation

Proposal

3

Advisory Approval of Executive Compensation (page 55)



"FOR"

- Approve, on an advisory basis, the compensation of our Named Executive Officers.
- Our executive compensation program appropriately aligns our executives' compensation with the performance of the Company and its business units as well as their individual performance.

2022 was a pivotal year for 3M. The Company took decisive actions that are foundational for our future, while maintaining an unwavering focus on the priorities of our shareholders, the needs of our customers, and our broader stakeholders.

Navigating macroeconomic challenges

The combination of ongoing litigation challenges together with significant external uncertainties, including inflation, supply chain disruptions, and slowing sales in key end-markets, impacted the Company's total shareholder return performance. In response, the Company took action to address inflation through selling price actions, proactively managed costs as demand softened throughout the year, and continued to address litigation challenges. To address supply chain disruptions, we did what was necessary to serve customers and reduce cycle times. We also navigated COVID-related lockdowns in China, reached agreement with the Flemish government to restart operations in Zwijndrecht, and exited our Russian business.

Building a stronger, leaner, and a more focused 3M

In 2022, we delivered the following financial results:

- Organic sales growth of 1.2 percent, which included a 2.0 percent headwind from the decline in disposable respirator demand and the Russia exit;
- Adjusted EPS of \$10.10;(1)
- Adjusted free cash flow of \$4.7 billion;(1)
- Adjusted free cash flow conversion of 82 percent(1)
- Reduced total debt by \$1.4 billion to strengthen our balance sheet; and
- Returned \$4.8 billion to shareholders through dividends and share repurchases.

We divested our Food Safety business, receiving approximately \$1 billion in consideration and reducing our outstanding share count by 16 million. We continued to progress the spin-off of our Health Care business, which will create two world-class public companies, each better positioned to drive growth and value creation. We also simplified and streamlined our supply chain organization and advanced our digital strategies to better serve customers.

(1) See Appendix A to this Proxy Statement for a reconciliation of adjusted earnings per share, adjusted free cash flow, and adjusted free cash flow conversion to our results for the most directly comparable financial measures as determined in accordance with generally accepted accounting principles in the United States (GAAP).

As always, we put 3M science to work to solve customer needs and continued to make progress against our sustainability commitments to support employee health, safety, and well-being — including new flexible work arrangements and investments in our factories — and to advance diversity, equity, and inclusion priorities throughout our organization and the communities we serve.

Executive compensation program aligned with shareholders

Despite many of our positive financial and strategic results during 2022, as previously mentioned, we also faced several business challenges relating to ongoing litigation and an extremely fluid global macroeconomic and geopolitical environment with slowing growth, inflation, and supply chain disruptions. 3M's executive compensation program outcomes for 2022 reflected our slower than expected growth with pay realized by the Company's executives in 2022 closely aligned with the experience of our shareholder.






- The short-term incentive program paid out at 54 percent of target for our CEO and between 40.3 percent and 84.8 percent of target for our other Named Executive Officers;
- The long-term performance shares for the 2020-2022 performance period were earned at 94.8 percent of target, which represented 84.4 percent of the initial target grant value after considering the change in market value of 3M's common stock over the performance period and accounting for the dividend equivalents associated with earned performance shares; and
- The Company's 2022 performance also resulted in accruals significantly below target, at 6.8 percent and zero percent of target, for the 2022 performance year of the outstanding 2021 performance share awards (2021 – 2023 performance period, where 2022 performance is weighted 30 percent) and 2022 performance share awards (2022 – 2024 performance period, where 2022 performance is weighted 50 percent), respectively.

Performance metrics used in 3M's 2022 annual and long-term incentive programs reflected sharpened focus on the Company's performance against the operating plan, cash flow growth, inventory, and receivables performance to position us for the future. The Compensation and Talent Committee also approved a new ESG performance payout modifier for the 2022 annual incentive program to support progress toward 3M's sustainability priorities and updated the benchmark used for the relative performance metric in the 2022-2024 long-term incentive program to improve alignment with 3M's business portfolio.

As we enter 2023, we are taking decisive actions to streamline the organization and improve our manufacturing and supply chain operations. We are staying close to our customers and continuing to invest in innovation as we forge the foundation for 3M's sustainable growth built on the strength of 3M's people, industry-leading innovation, advanced manufacturing, global capabilities, and our iconic brands.

Recent business accomplishments









Below are a few noteworthy accomplishments from January 1, 2022, through March 1, 2023.

 <p>Performance</p>	<ul style="list-style-type: none"> • 2022 organic sales growth of 1.2 percent, \$10.10 adjusted earnings per share, adjusted free cash flow of \$4.7 billion with adjusted free cash flow conversion of 82 percent, while focusing on our customers and managing through an uncertain global macroeconomic and geopolitical environment* • Maintained strong spending discipline, addressed inflation through selling price actions, and drove operational improvements to address supply chain challenges 	<ul style="list-style-type: none"> • Strengthened the balance sheet providing financial flexibility, reduced total debt by \$1.4 billion, while returning \$4.8 billion to shareholders in 2022 via dividends and gross share repurchases • Over 105 consecutive years of paying dividends to shareholders and 65 consecutive years of ordinary dividend increases <p>*See Appendix A to this Proxy Statement for a reconciliation of these non-GAAP financial measures to the most directly comparable GAAP financial measures.</p>
 <p>Innovating for the future</p>	<ul style="list-style-type: none"> • Continued to innovate for customers and capitalize on growth, productivity, and sustainability opportunities • Invested \$3.6 billion in the combination of research and development and capital expenditures to position 3M for the future, including investments focused on growth, productivity, and sustainability — particularly water and air stewardship • 3M innovation reduced customer greenhouse gas (GHG) emissions by helping avoid emitting over 121 million metric tons of CO₂ equivalent. At the same time, reduced 54.2 million pounds of virgin fossil-based plastic use in products and packaging 	<ul style="list-style-type: none"> • Launched 139 new products across our four market-leading business groups • Awarded a total of 2,600 patents from patent offices around the world in 2022, including 562 patents granted to 3M by the United States Patent and Trademark Office, which brings to nearly 132,000 total patents awarded to 3M since our inception • Invested in projects to reduce water usage, install purification technology at largest water-using locations and return higher quality water to the environment after usage
 <p>Portfolio management</p>	<ul style="list-style-type: none"> • Announced the spin-off of our Health Care business with a focus on creating a leading global diversified healthcare company and a more focused 3M • Enhanced shareholder value through active portfolio management, including the divestiture of our Food Safety business, consumer skin care brands Neobun™ and Neoplast™ in Thailand, and floor care products business in Europe, and the acquisition of LeanTec's technology assets to advance digital solutions for auto body shops • Prioritized investments in growth, productivity, and sustainability 	<ul style="list-style-type: none"> • Continued to invest in growth opportunities, aligned to global trends that take best advantage of 3M innovation, including in automotive electrification, industrial automation, biopharma processing, and home improvement • Following through on sustainability commitments: investing \$1 billion over 20 years to accelerate air and water stewardship and plastics reduction goals • Committed to exit PFAS manufacturing by the end of 2025
 <p>Transforming 3M operating model</p>	<ul style="list-style-type: none"> • Advanced our business group-led operating model, including simplifying and streamlining our organization and further aligning to customers and go-to-market models for improved growth, operating agility, and accountability 	<ul style="list-style-type: none"> • Focused on transformation including adjusting our operations and supply chain structure to the changing economic realities and advancing our digital strategies to better serve customers and improve efficiency of operations
 <p>People and culture</p>	<ul style="list-style-type: none"> • Advanced diversity, equity, and inclusion within 3M and its communities with new investments and initiatives; issued annual diversity, equity, and inclusion report to strengthen accountability and transparency • Continued to focus on employee health, safety, and well-being, including new flexible work arrangements and factory investments 	<ul style="list-style-type: none"> • Honored by Ethisphere® Institute as one of "The World's Most Ethical Companies®" for the 9th consecutive year • Recognized as one of the "25 incredible companies that are building the best workplace cultures in the world." 3M also secured 15 National Best Workplaces™ Awards

Proxy highlights


Elements of 2022 target total direct compensation

The table below shows how the 2022 target Total Direct Compensation of the Named Executive Officers identified on page 57 (NEOs) was apportioned among base salary, annual incentives, performance share awards, stock options, and restricted stock units (RSUs), summarizes the rationale for providing each such element, and lists the performance metrics, weightings, and modifiers used for annual and long-term incentives granted in 2022.

2022 Pay Elements ⁽¹⁾		Why It Is Provided	2022 Performance Metrics, Weightings, and Modifiers ⁽²⁾
CEO	Other NEOs		
		<ul style="list-style-type: none"> Compensate executives for their normal day-to-day responsibilities 	
		<ul style="list-style-type: none"> Motivate executives to stay focused on day-to-day operations by aligning a significant portion of Total Cash Compensation with the near-term financial performance of the Company and its business units 	<ul style="list-style-type: none"> Local Currency Sales (of 3M or a business unit, as applicable) vs. Plan (50%) Operating Income (of 3M or a business unit, as applicable) vs. Plan (30%) 3M Operating Cash Flow Conversion vs. Plan (20%) Individual performance (± 20%) ESG modifier (± 10% of target)
Performance Shares 		<ul style="list-style-type: none"> Motivate executives to focus on continuously improving performance in key financial metrics believed to drive long-term shareholder value Retain executive talent 	<ul style="list-style-type: none"> Earnings per Share Growth (33.3%) Free Cash Flow Growth (33.3%) Relative Organic Sales Growth (33.3%)
Stock Options ⁽³⁾ 		<ul style="list-style-type: none"> Motivate executives to build long-term shareholder value Retain executive talent 	<ul style="list-style-type: none"> Vesting is based on continued service, while value of the options is based on stock price appreciation (100%)
Restricted Stock Units ⁽³⁾		<ul style="list-style-type: none"> Motivate executives to build long-term shareholder value Retain executive talent 	<ul style="list-style-type: none"> Vesting is based on continued service, while value of the RSUs is based on total shareholder return (100%)

Fixed Pay

Performance-based Pay



- (1) Percentages shown reflect the apportionment (or, in the case of the percentages shown for the Other NEOs, the average apportionment) of the components of target total direct compensation that are expected to be recurring. Such amounts do not reflect special items such as hiring bonuses, one-time make-whole and inducement awards granted in connection with the commencement of employment, or retention awards. The percentages shown for the Other NEOs also do not reflect items provided to Ms. Poul, who retired in 2022. If Ms. Poul had been included, the percentages shown would have been as follows: Base Salary — 16%; AIP — 16%; PSAs — 34%; Stock Options — 17%; and RSUs — 17%. Numbers may not add to 100 percent due to rounding.
- (2) In determining the level of achievement of the performance goals established under the AIP and the performance share awards for any given period, the costs, sales and impact on assets and liabilities from acquisitions are excluded in the year that the acquisition is completed. The Compensation and Talent Committee also makes other adjustments from time to time for special items that it believes are unrelated to the operational performance of the Company for the relevant measurement period (e.g., changes in tax laws or accounting principles, asset write-downs, the impact of restructurings, divestitures, or asset sales, unusual tax transactions, litigation or claim judgments and settlements, and other special items described in management's discussion and analysis of financial conditions and results of operations appearing in the Company's annual/quarterly report to shareholders for the applicable period). These adjustments can have either a positive or negative impact on award payouts.
- (3) For the Company's CEO, the Compensation and Talent Committee chose to deliver 50 percent of the target grant value of his annual long-term incentive awards in the form of performance shares and the remaining 50 percent in the form of stock options. Each of the Company's other executives was given an opportunity to indicate a preference to receive 50 percent of the target grant value of their annual long-term incentive awards in the form of RSUs, stock options, or an equal split of both stock options and RSUs. Regardless of an executive's indicated preference, the remaining 50 percent of the target grant value of his or her 2022 annual long-term incentive awards was delivered in the form of performance shares. The percentages shown reflect the apportionment of stock options and RSUs based on the elections for 2022 made by the NEOs (other than our CEO, who was not offered an opportunity to make an election).

Say-on-pay results

3M has a history of strong say-on-pay results. As it has in past years, the Compensation and Talent Committee will consider the results of this year's say-on-pay proposal, as well as feedback from our shareholders, when making future executive compensation decisions.

For information concerning our investor outreach efforts, see "Shareholder outreach and engagement" on page 11.

3-year average
votes cast in favor
of say-on-pay
proposal



Recent noteworthy compensation program actions

Since January 1, 2022, the Compensation and Talent Committee took the noteworthy actions described below as part of the Company's executive compensation program.

- Effective for the 2022 annual incentive compensation program offered to eligible employees, updated the metrics and weightings with the intent of sharpening focus on performance against the operating plan, prioritizing operating cash flow conversion as a key driver of operating value, and enhancing focus on inventory and receivables performance. For more information about the new design, see "Annual incentive" on page 71.
- Added a new ESG modifier to the formula used to calculate the annual incentive compensation earned by the Company's senior executives, including our Named Executive Officers. Beginning in 2022, amounts earned by the Company's senior executives may be increased 10 percent of target, decreased 10 percent of target, or left unchanged based on the Compensation and Talent Committee's assessment of 3M's performance against a selection of pre-set goals ESG goals. For more information about the new ESG modifier, see "Annual incentive — ESG Modifier" on page 72.
- Effective for grants made to executives in 2022, updated the metrics, weightings, and certain other aspects of the Company's performance share awards. The changes generally are intended to strengthen the link to value creation for 3M in the current environment and better align the macro benchmark used as the basis of the relative metric with 3M's business portfolio. For more information, see "Long-term incentives — 2022 performance share awards" on page 72.
- Beginning with the annual grants made in 2022, increased (from 25 percent to 50 percent) the portion of the target grant value that the Company's executives (other than our CEO) may ask to receive in the form of stock options, restricted stock units, or a combination of both. Regardless of an executive's indicated preference, the remaining 50 percent of the target grant value of his or her annual long-term incentive awards was delivered in the form of performance shares.
- Effective August 11, 2022, amended the Executive Severance Plan to cap at target the amount of any payment under the Annual Incentive Plan that relates to the period following the participant's termination of employment.

Proposal

4

Advisory Approval on the Frequency of Advisory Votes on Executive Compensation (page 56)



Every
"1 year"

- Approve, on an advisory basis, the frequency at which the Company holds advisory votes on the compensation of our named executive officers.
- The Board of Directors unanimously recommends a vote in favor of conducting an advisory vote on executive compensation every **"1 year."**

Corporate governance at 3M

Proposal













1

Elect the 10 Directors Identified in this Proxy Statement



“FOR” each nominee to the Board


- Elect the 10 directors identified in this Proxy Statement, each for a term of one year.
- Our nominees are distinguished leaders who bring a mix of skills and qualifications to the Board and can represent the interests of all shareholders.


<p>Thomas “Tony” K. Brown, 67 Retired Group Vice President, Global Purchasing, Ford Motor Company</p>  <p>A N&G*</p>	<p>Anne H. Chow, 56 Retired Chief Executive Officer, AT&T Business</p>  <p>C&T STS</p>	<p>David B. Dillon, 71 Retired Chairman of the Board and Chief Executive Officer, The Kroger Co.</p>  <p>A N&G</p>
<p>Michael L. Eskew, 73 Lead Independent Director Retired Chairman of the Board and Chief Executive Officer, United Parcel Service, Inc.</p>  <p>A C&T</p>	<p>James R. Fitterling, 61 Chairman of the Board and Chief Executive Officer, Dow Inc.</p>  <p>C&T*</p>	<p>Amy E. Hood, 51 Executive Vice President and Chief Financial Officer, Microsoft Corporation</p>  <p>C&T STS</p>
<p>Suzan Kereere, 57 Head of Global Business Solutions, Fiserv, Inc.</p>  <p>C&T</p>	<p>Gregory R. Page, 71 Retired Chairman of the Board and Chief Executive Officer, Cargill</p>  <p>C&T STS</p>	<p>Pedro J. Pizarro, 57 President and Chief Executive Officer and Director, Edison International</p>  <p>A</p>
<p>Michael F. Roman, 63 Chairman of the Board and Chief Executive Officer, 3M Company</p> 	<p>Key</p> <ul style="list-style-type: none">  Independent A Audit C&T Compensation and Talent N&G Nominating and Governance STS Science, Technology & Sustainability  Chair * Chair-elect 	

At the 2023 Annual Meeting, 10 directors are to be elected to hold office until the 2024 Annual Meeting of Shareholders and until their successors have been elected and qualified. All nominees are presently 3M directors who were elected by shareholders at the 2022 Annual Meeting, except for Ms. Anne H. Chow and Mr. Pedro J. Pizarro, both of whom joined the board on February 9, 2023 and are standing for election for the first time. A director search firm assisted with the identification of Ms. Chow and Mr. Pizarro for recommendation by the Nominating and Governance Committee for their election to the Board. We expect each nominee for election as a director to be able to serve if elected. If any nominee is not able to serve, proxies will be voted in favor of the remainder of those nominated and may be voted for substitute nominees, unless the Board chooses to reduce the number of directors serving on the Board. Each nominee elected as a director will continue in office until his or her successor has been elected and qualified, or until his or her earlier death, resignation, or retirement. Pamela J. Craig, Muhtar Kent, and Dambisa F. Moyo are not seeking re-election for personal reasons unrelated to the Company and will retire from their service on the 3M Board on May 9, 2023, when their terms expire. We thank Ms. Craig, Mr. Kent, and Ms. Moyo for their many contributions to the Board and to the Company. The decision of three directors not to stand for re-election dovetails with the Company's objective of maintaining its more traditional board size. With two new directors elected to the Board as of February 9, 2023, no additional director replacements are being announced at this time. The Company will continue to refresh its Board of Directors regularly with the skills and experiences deemed most critical for setting strategic objectives and positioning 3M to drive long-term shareholder value. In addition, the Board has appointed two new committee chairs. As of April 5, 2023, Thomas K. Brown will chair the Nominating and Governance Committee and James R. Fitterling will chair the Compensation and Talent Committee.

The Nominating and Governance Committee reviewed the Board Membership Criteria (described on page 26) and the specific experience, qualifications, attributes, and skills of each nominee, including membership(s) on the boards of directors of other public companies. The following pages contain biographical and other information about the nominees. Following each nominee's biographical information, we have provided information concerning the particular experience, qualifications, attributes, and skills that are deemed most critical to 3M's long-term success and led the Nominating and Governance Committee and the Board to determine that each nominee should serve as a director. In addition, the majority of our directors serve or have served on boards and board committees (including as committee chairs) of other public companies, which the Board believes provides them with additional board leadership and governance experience, exposure to best practices, and substantial knowledge and skills that further enhance the functioning of our Board.

Nominees for director

 <p>Age 67</p> <p>Director since 2013</p> <p>Other current directorships</p> <ul style="list-style-type: none"> ConAgra Foods, Inc. <p>3M Board committee(s)</p> <ul style="list-style-type: none"> Audit Nominating and Governance (Chair-elect) <p>Directorships within the past five years</p> <ul style="list-style-type: none"> Tower International, Inc. 	<p>Thomas “Tony” K. Brown Independent</p> <p>Retired Group Vice President, Global Purchasing, Ford Motor Company</p> <p>Professional Highlights</p> <p>Mr. Brown is the <i>Retired Group Vice President, Global Purchasing, Ford Motor Company, a global automotive industry leader</i>. Mr. Brown served in various leadership capacities in global purchasing since joining Ford in 1999. In 2008, he became Ford’s Group Vice President, Global Purchasing, with responsibility for approximately \$90 billion of production and non-production procurement for Ford operations worldwide. He retired from Ford on August 1, 2013. From 1997 to 1999 he served in leadership positions at United Technologies Corporation, including its Vice President, Supply Management. From 1991 to 1997 he served as Executive Director, Purchasing and Transportation at QMS Inc. From 1976 to 1991 he served in various managerial roles at Digital Equipment Corporation.</p> <p>Nominee Qualifications</p> <p>Mr. Brown’s bachelor’s degree in business administration from American International College in Springfield, Massachusetts, his leadership roles, including his experience serving as a director of the public companies listed, and his knowledge of and extensive experiences in global purchasing, management, and supply chain at Ford Motor Company and other companies, qualify him to serve as a director of 3M.</p>
---	---

 <p>Age 56</p> <p>Director since 2023</p> <p>Other current directorships</p> <ul style="list-style-type: none"> Franklin Covey Co. (lead independent director) <p>3M Board committee(s)</p> <ul style="list-style-type: none"> Compensation and Talent Science, Technology & Sustainability 	<p>Anne H. Chow Independent</p> <p>Retired Chief Executive Officer, AT&T Business</p> <p>Professional Highlights</p> <p>Ms. Chow is the <i>retired Chief Executive Officer of AT&T Business, which provides solutions to businesses across all industries as well as the public sector</i>. She is also the founder and CEO of The Rewired CEO, a business service firm, and serves as Adjunct Professor of Executive Education at the Kellogg School of Management, Northwestern University. Ms. Chow served as the CEO of AT&T Business from 2019 to 2022 after having served in various executive leadership positions at AT&T since 2000, including President — National Business, President — Integrator Solutions, and Senior Vice President — Premier Client Group. At AT&T Business, Ms. Chow was responsible for nearly 3 million business customers in more than 200 countries and territories around the world, including nearly all the world’s Fortune 1000 companies. Her responsibilities encompassed AT&T’s full suite of business services across wireless, networking, cybersecurity, and advanced solutions, covering more than \$35 billion in revenues with an organization of over 35,000 people. She has a long track record of community leadership involvement in board and advisory roles at organizations such as the Girl Scouts of the USA, New Jersey Chamber of Commerce, and the Asian American Justice Center. Reflective of her impact in driving success at the intersection of people, culture, and technology, Ms. Chow was named to Fortune’s Most Powerful Women in Business twice, Forbes inaugural CEO Next List of Leaders set to revolutionize American business, and recognized with Linkage’s Legends in Leadership Award.</p> <p>Nominee Qualifications</p> <p>Ms. Chow’s master’s degree in business administration from Cornell University, her bachelor’s and master’s degrees in electrical engineering from Cornell University, her decades of executive leadership positions at AT&T, including as CEO of AT&T Business, and her extensive global and cross-functional experience in management, technology, cybersecurity, marketing and sales, operations, strategy, business and culture transformation, finance, and ESG matters, as well as her experience as a director at another public company, qualify her to serve as a director of 3M.</p>
---	---



David B. Dillon Independent

Retired Chairman of the Board and Chief Executive Officer, The Kroger Co.

Age 71

Director since 2015

Other current directorships

- Union Pacific Corporation

3M Board committee(s)

- Audit (Chair)
- Nominating and Governance

Professional Highlights

Mr. Dillon is the *Retired Chairman of the Board and Chief Executive Officer, The Kroger Co., a large retailer that operates retail food and drug stores, multi-department stores, jewelry stores, and food production facilities throughout the U.S.* Mr. Dillon retired on December 31, 2014 as Chairman of the Board of Kroger, where he was Chairman since 2004 and was the Chief Executive Officer from 2003 through 2013. Mr. Dillon served as President of Kroger from 1995 to 2003 and was elected Executive Vice President in 1990. Mr. Dillon served as Director of The Kroger Co. from 1995 through 2014. Mr. Dillon began his retailing career at Dillon Companies, Inc. (later a subsidiary of The Kroger Co.) in 1976 and advanced through various management positions, including its President from 1986-1995.

Nominee Qualifications

Mr. Dillon's bachelor's degree in business from the University of Kansas and his law degree from Southern Methodist University, his leadership roles and experiences at The Kroger Co., including serving as Chairman of the Board and Chief Executive Officer, his knowledge of and extensive experiences in leading one of the world's largest retailers, his experiences in Kroger's successful \$13 billion merger with Fred Meyer, Inc., his leadership in sustainability, his skills in financial and audit matters, and his experiences as a director at the public companies listed, qualify him to serve as a director of 3M.



Michael L. Eskew Independent

Retired Chairman of the Board and Chief Executive Officer, United Parcel Service, Inc.

Age 73

Director since 2003

Other current directorships

- None

3M Board committee(s)

- Audit
- Compensation and Talent

Directorships within the past five years


- The Allstate Corporation
- Eli Lilly and Company
- International Business Machines Corporation

Professional Highlights



Mr. Eskew is the *Retired Chairman of the Board and Chief Executive Officer, United Parcel Service, Inc. (UPS), a provider of specialized transportation and logistics services.* Mr. Eskew was appointed Executive Vice President in 1999 and Vice Chairman in 2000 before becoming Chairman and Chief Executive Officer of UPS in January 2002. He retired as Chairman of the Board and Chief Executive Officer at the end of 2007 but remained as a director of UPS until December 31, 2014.


Nominee Qualifications


Mr. Eskew's bachelor's degree in industrial engineering from Purdue University, his leadership roles and experiences at UPS, including serving as Chairman of the Board and Chief Executive Officer, his knowledge of and extensive experiences in global logistics, his skills in financial and audit matters, and his experiences as a director at the public companies listed, qualify him to serve as a director of 3M. Mr. Eskew is our Lead Independent Director.

	<h2>James R. Fitterling Independent</h2> <p>Chairman of the Board and Chief Executive Officer, Dow Inc.</p>
<p>Age 61</p> <p>Director since 2021</p> <p>Other current directorships</p> <ul style="list-style-type: none"> • Dow Inc. <p>3M Board committee(s)</p> <ul style="list-style-type: none"> • Compensation and Talent (Chair-elect) 	<p>Professional Highlights</p> <p>Mr. Fitterling is the <i>Chairman of the Board and Chief Executive Officer of Dow Inc., one of the world's leading global materials science companies</i>. Mr. Fitterling was named CEO-elect of Dow in March 2018 prior to becoming CEO in July 2018, and he was elected Chairman in April 2020. Before that, he served as President and Chief Operating Officer of Dow and also previously served as Chief Operating Officer for the Materials Science division of DowDuPont. In his 37-year career with the company, Mr. Fitterling has spent 10 years in Asia, and has held leadership positions with P&L responsibility in many of the company's operations. A strong advocate for inclusion and diversity, Mr. Fitterling was named # 1 LGBT + Executive in 2018 on the "OUTstanding in Business" list published by <i>Financial Times</i>. Mr. Fitterling serves as the Chair of the Board of Directors of the National Association of Manufacturers and immediate past Chair of the Board of Directors for the American Chemistry Council.</p> <p>Nominee Qualifications</p> <p>Mr. Fitterling's bachelor's degree in mechanical engineering from the University of Missouri — Columbia, his extensive leadership roles and experiences at Dow, including serving as its Chairman and CEO, his many years of international business experiences, his deep understanding and appreciation of materials science and innovation, and his strong track record of advancing environmental, social and governance goals, qualify him to serve as a director of 3M.</p>

	<h2>Amy E. Hood Independent</h2> <p>Executive Vice President and Chief Financial Officer, Microsoft Corporation</p>
<p>Age 51</p> <p>Director since 2017</p> <p>Other current directorships</p> <ul style="list-style-type: none"> • None <p>3M Board committee(s)</p> <ul style="list-style-type: none"> • Compensation and Talent • Science, Technology & Sustainability 	<p>Professional Highlights</p> <p>Ms. Hood is <i>Executive Vice President and Chief Financial Officer of Microsoft Corporation, a worldwide provider of software, services and solutions</i>. Ms. Hood is responsible for leading Microsoft's worldwide finance organization, including acquisitions, treasury activities, tax planning, accounting and reporting, and internal audit and investor relations. Prior to this role, Ms. Hood was Chief Financial Officer of Microsoft's Business Division, responsible for the company's productivity applications and services including Microsoft Office 365, Office, SharePoint, Exchange, Dynamics ERP and Dynamics CRM. During her time in the Business Division, Ms. Hood helped lead the transition to the company's Office 365 service, and she was deeply involved in the strategy development and overall execution of the company's successful acquisitions of Skype and Yammer. Ms. Hood joined Microsoft in 2002 and previously held positions in the Server and Tools Business as well as the corporate finance organization. Prior to 2002, she worked at Goldman Sachs & Co. in various investment banking and capital markets groups roles.</p> <p>Nominee Qualifications</p> <p>Ms. Hood's bachelor's degree in economics from Duke University and M.B.A. from Harvard University, her extensive leadership roles and experiences at Microsoft Corporation, especially in strategic business development, finance, and digitization, qualify her to serve as a director of 3M.</p>

 <p>Age 57</p> <p>Director since 2022</p> <p>Other current directorships</p> <ul style="list-style-type: none"> • None <p>3M Board committee(s)</p> <ul style="list-style-type: none"> • Compensation and Talent 	<p>Suzan Kereere Independent</p> <p>Head of Global Business Solutions, Fiserv, Inc.</p> <p>Professional Highlights</p> <p>Ms. Kereere is the <i>Head of Global Business Solutions, Fiserv, Inc., a global fintech and payments company with solutions for banking, global commerce, merchant acquiring, billing and payments, and point-of-sale.</i> Most recently, she served as Chief Growth Officer at Fiserv, leading enterprise strategy and business development initiatives. Prior to Fiserv, she held executive leadership roles in global merchant sales and acquiring at VISA from 2016 to 2021 and in merchant services, network business, customer services, business and corporate travel, including serving as head of U.S. National Merchant Business and head of Global Network Business at American Express where she worked from 1988 to 2016. She has led businesses in Europe, Australia, Asia and North America. Ms. Kereere is a director at Electronic Transactions Association.</p> <p>Nominee Qualifications</p> <p>Ms. Kereere's bachelor's degree in Economics from Tufts University and M.B.A. degree from Columbia University Business School, her decades of experience and expertise in leading payments and technology platform business at Fortune 100 companies across global business lines and regional high growth start-ups, her accomplishments in digital transformation, sales optimization, front-line customer engagement and inclusive growth, and her track record of championing for equity in the corporate space and bringing analytics to the race and inclusion discussion, qualify her to serve as a director of 3M.</p>
 <p>Age 71</p> <p>Director since 2016</p> <p>Other current directorships</p> <ul style="list-style-type: none"> • Deere & Company • Eaton Corporation plc • Corteva Agriscience (non-executive chair) <p>3M Board committee(s)</p> <ul style="list-style-type: none"> • Compensation and Talent • Science, Technology & Sustainability (Chair) 	<p>Gregory R. Page Independent</p> <p>Retired Chairman of the Board and Chief Executive Officer, Cargill</p> <p>Professional Highlights</p> <p>Mr. Page is the <i>Retired Chairman of the Board and Chief Executive Officer, Cargill, an international marketer, processor and distributor of agricultural, food, financial and industrial products and services.</i> Mr. Page was named Corporate Vice President & Sector President, Financial Markets and Red Meat Group of Cargill in 1998, Corporate Executive Vice President, Financial Markets and Red Meat Group in 1999, President and Chief Operating Officer in 2000, and became Chairman of the Board and Chief Executive Officer in 2007. He served as Executive Chairman of the Board of Cargill from December 2013 until his retirement from Cargill in September 2015, and Executive Director of Cargill from September 2015 to September 2016. Mr. Page was a director and past non-executive Chair of the Board of Big Brothers Big Sisters of America, retiring in 2022. He is past President and board member of the Northern Star Council of the Boy Scouts of America. Mr. Page is a board member at Alight, a nonprofit company serving primarily refugees and displaced people.</p> <p>Nominee Qualifications</p> <p>Mr. Page's bachelor's degree in economics from the University of North Dakota, his leadership roles and experiences while serving as Chairman of the Board and Chief Executive Officer at Cargill, his expertise and knowledge of financial and audit matters and corporate governance, and his experiences as a director at the public companies listed, qualify him to serve as a director of 3M.</p>

 <p>Age 57 Director since 2023 Other current directorships</p> <ul style="list-style-type: none"> Edison International <p>3M Board committee(s)</p> <ul style="list-style-type: none"> Audit 	<h2>Pedro J. Pizarro Independent</h2> <p>President and Chief Executive Officer and Director, Edison International</p> <p>Professional Highlights</p> <p>Dr. Pizarro has been <i>President and Chief Executive Officer of Edison International, the parent company of Southern California Edison (SCE), one of the nation's largest electric utilities</i>, since 2016. Edison International is also the parent company of Edison Energy, a portfolio of competitive businesses providing commercial and industrial customers with energy management and procurement services. Prior to that, he served as President of SCE from 2014 to 2016. From 2011 to 2014, Dr. Pizarro served as President of Edison Mission Energy, an indirect subsidiary of Edison International until the sale of its principal assets in 2014. He has held a wide range of other senior executive positions at the Edison International companies since joining in 1999, including Executive Vice President responsible for SCE's transmission and distribution system, power procurement and generation. Dr. Pizarro also previously served as Vice President and Senior Vice President of Power Procurement, and Vice President of Strategy and Business Development. Dr. Pizarro is a vice chairman of the Edison Electric Institute, a director of the Electric Power Research Institute, a member of the Electricity Subsector Coordinating Council, and a Trustee of the California Institute of Technology. Prior to his work at the Edison International companies, Dr. Pizarro was a senior engagement manager with McKinsey & Company.</p> <p>Nominee Qualifications</p> <p>Dr. Pizarro's bachelor's degree in chemistry from Harvard University, his Ph.D. in chemistry from the California Institute of Technology, his extensive leadership experiences with Edison International, including as President and Chief Executive Officer, his extensive board service, and his knowledge and experiences with leadership, risk management, technology, safety and operations, workforce management, cybersecurity, regulatory and government affairs, business resiliency, mergers and acquisitions, and strategic planning qualify him to serve as a director of 3M.</p>
--	--

 <p>Age 63 Director since 2018 Other current directorships</p> <ul style="list-style-type: none"> Abbott Laboratories <p>3M Board committee(s)</p> <ul style="list-style-type: none"> None 	<h2>Michael F. Roman</h2> <p>Chairman of the Board and Chief Executive Officer, 3M Company</p> <p>Professional Highlights</p> <p>Mr. Roman is the <i>Chairman of the Board and Chief Executive Officer of 3M Company since May 2019</i>. Mr. Roman previously served as Chief Executive Officer from July 1, 2018 to May 14, 2019; Chief Operating Officer and Executive Vice President from July 1, 2017 to June 30, 2018 with direct responsibilities for 3M's five business groups and the Company's international operations. Mr. Roman previously served as Executive Vice President, Industrial Business Group, of 3M Company from June 2014 to July 2017. Mr. Roman served as the Company's Senior Vice President, Business Development, from May 2013 to June 2014. Prior to that, he was Vice President and General Manager of Industrial Adhesives and Tapes Division from September 2011 to May 2013. Mr. Roman also has lived in and led 3M businesses around the world, including the United States, Europe, and Asia.</p> <p>Nominee Qualifications</p> <p>Mr. Roman's bachelor's and master's degrees in electrical engineering from the University of Minnesota and the University of Southern California, his distinguished 3M career over 30 years with leadership roles across multiple geographies and businesses, his experience in managing 3M's four business groups and international operations, his knowledge and skills in key areas such as manufacturing, supply chain, technology, finance, and risk management, and his accomplishments in sales growth, operational efficiency and value creation across a wide range of global businesses, qualify him to serve as a director of 3M.</p>
--	---



Recommendation of the board

The Board of Directors unanimously recommends a vote **“FOR”** the election of these nominees as directors. Proxies solicited by the Board of Directors will be voted **“FOR”** these nominees unless a shareholder indicates otherwise in voting the proxy.

Board membership criteria

3M's Corporate Governance Guidelines contain Board Membership Criteria that include a list of key skills and characteristics deemed critical to serve 3M's long-term business strategy and expected to be represented on 3M's Board. The Nominating and Governance Committee periodically reviews with the Board the appropriate skills and characteristics required of Board members given the current Board composition. It is the intent of the Board that the Board, itself, will be a high-performance organization creating competitive advantage for the Company. To perform as such, the Board will be composed of individuals who have distinguished records of leadership and success in their arena of activity and who will make substantial contributions to Board operations and effectively represent the interests of all shareholders. The Committee's and the Board's assessment of Board candidates includes, but is not limited to, consideration of:

- Roles in and contributions valuable to the business community;
- Personal qualities of leadership, character, judgment, and whether the candidate possesses and maintains throughout service on the Board a reputation in the community at large of integrity, trust, respect, competence, and adherence to the highest ethical standards;
- Relevant knowledge and diversity of background and experience in business, manufacturing, technology, finance and accounting, marketing, international business, government, and other areas; and
- Whether the candidate is free of conflicts and has the time required for preparation, participation, and attendance at all meetings.

In addition to these minimum requirements, the Committee will also evaluate whether the nominee's skills are complementary to the existing Board members' skills, the Board's needs for particular expertise in certain areas, and will assess the nominee's impact on Board dynamics, effectiveness, and diversity of experience and perspectives.

Director nominees — diversity of skills and experience

The diagram below summarizes the director nominees' key skills and experiences in the areas that are most relevant to 3M and shows the number of director nominees who possess each of the skills and experiences:

10 Leadership. Significant leadership experience with understanding of complex global organizations, strategy, risk management, and how to drive change and growth.

14 Manufacturing. As a vertically integrated Company, manufacturing experience is important to understanding the operations and capital needs of the Company.

9 Supply Chain. Directors with expertise in the management of the upstream and downstream relationships with suppliers and customers provide important perspectives on achieving efficient operations.

14 Technology. As a diversified technology, science-based Company, directors with technology backgrounds understand 3M's 51 technology platforms and the importance of investing in new technologies for future growth.

10 Finance. Financial metrics measures our performance. All directors must understand finance and financial reporting processes. All, but one, Audit Committee members qualify as "audit committee financial experts."

9 Global. Global business experience is critical to 3M's international growth with 60 percent of sales from outside the U.S. in 2022.

10 Risk Management. Directors with experience in risk management and oversight, including environmental, social, and cybersecurity, play an important role in the Board's oversight of risks.

7 Marketing. Organic growth is one of 3M's financial metrics and directors with marketing expertise provide important perspectives on developing new markets.

Diversity

For 3M, diversity, in its myriad manifestations, is fundamental to innovation, performance, and relevancy. The Board of Directors regards diversity as an important factor in selecting board nominees to serve on the Board. When selecting nominees, it actively considers diversity in recruitment and nomination of directors, such as gender, race, ethnicity, sexual orientation, and national origin. The current composition of our Board reflects those ongoing efforts and the continued importance of diversity to the Board.

Board self-evaluation process

The Board conducts a multi-step annual self-evaluation to determine whether it, its committees and its directors are functioning effectively, consider opportunities for continual enhancement, and as part of its annual director nomination process.

1 Evaluations by Board Leadership

- Chairman/Lead Director/Nominating and Governance (N&G) Committee Chair meet in the fall to evaluate the performance and skills of each director
- Information is shared and discussed with the N&G Committee and considered in the nomination process

2 One-on-One Discussions with N&G Chair

- N&G Chair meets individually with each director to discuss:
 - Effectiveness of Board and committees
 - Opportunities for improvement
 - Director's self-evaluation
 - Director's evaluation of other Board members
 - Other topics selected by director
- N&G Chair shares comments and feedback with the Board and N&G Committee

3 Annual Questionnaires

- Each director completes a questionnaire on the functioning of the Board and committees
- Results are discussed at subsequent Board and committee meetings

4 Feedback Incorporated

- As a result of this process:
 - The Board and its committees identify potential areas for improvement, as well as existing practices which have contributed to high effectiveness
 - Items requiring follow-up are monitored on a going-forward basis by the full Board, committees and/or committee chairs, as applicable
 - The N&G Committee considers the performance and contributions of each director as part of its annual nomination process to ensure our directors continue to possess the necessary skills and experience to effectively oversee the Company; on occasion, the N&G Committee has not re-nominated a director

While this formal self-evaluation is conducted on an annual basis, directors share perspectives, feedback, and suggestions year-round. The Board and each committee conducted an evaluation of its performance in 2022.

Director nomination process

In addition to its annual assessment and nomination of incumbent directors, the Nominating and Governance Committee oversees the process for selecting new director candidates.

Identification, evaluation, and selection of nominees

Director nomination process



The Committee also focuses on overall Board-level succession planning at the director level, periodically reviews the appropriate size and composition of the Board and anticipates future vacancies and needs of the Board. In the event the Committee recommends an increase in the size of the Board or a vacancy occurs, the Committee considers qualified nominees from several sources, including current Board members and nominees recommended by shareholders and other persons.

The Committee may from time to time retain a director search firm to help the Committee identify qualified director nominees for consideration by the Committee. In 2022, the Committee retained Russell Reynolds to help identify future Board candidates.

Shareholder nominations

The Nominating and Governance Committee has a policy to consider properly submitted shareholder recommendations for candidates for membership on the Board of Directors. Shareholders proposing individuals for consideration by the Committee must include at least the following information about the proposed nominee: the proposed nominee's name, age, business or residence address, principal occupation or employment, and whether such person has given written consent to being named in the Proxy Statement as a nominee and to serving as a director if elected. Shareholders should send the required information about the proposed nominee to:



Corporate Secretary
3M Company
3M Center
Building 220-9E-02
St. Paul, MN 55144-1000

For an individual proposed by a shareholder to be considered by the Committee for recommendation as a Board nominee for the 2024 Annual Meeting, the Corporate Secretary must receive the proposal by November 23, 2023. Such proposals must be sent via registered, certified, or express mail (or other means that allows the shareholder to determine when the proposal was received by the Company). The Corporate Secretary will refer properly submitted shareholder proposed nominations to the Chair of the Nominating and Governance Committee for consideration at a future Committee meeting. Individuals proposed by shareholders in accordance with these procedures will receive the same consideration received by individuals identified to the Committee through other means.

Shareholder nominations — advance notice bylaw

In addition, 3M's Bylaws permit shareholders to nominate directors at an annual meeting of shareholders or at a special meeting at which directors are to be elected in accordance with the notice of meeting. Shareholders intending to nominate a person for election as a director must comply with the requirements set forth in the Company's Bylaws. With respect to nominations to be acted upon at our 2024 Annual Meeting, our Bylaws would require, among other things, that the Corporate Secretary receive written notice from the record shareholder no earlier than November 23, 2023, and no later than December 23, 2023. The notice must contain the information required by the Bylaws, a copy of which is available on our website at www.3M.com, under Investor Relations — Governance. Nominations received after December 23, 2023, will not be acted upon at the 2024 Annual Meeting.

Shareholder nominations — universal proxy rules

In addition to satisfying the foregoing advance notice requirements under 3M's Bylaws, to comply with the universal proxy rules under the Securities Exchange Act of 1934, as amended (Exchange Act), shareholders who intend to solicit proxies in support of director nominees other than the Company's nominees must provide notice that sets forth the information required by Rule 14a-19 under the Exchange Act no later than March 10, 2024, which is 60 days prior to the anniversary date of the 2023 Annual Meeting. Shareholders utilizing universal proxy are also required to follow other requirements contained in 3M's Bylaws, including the requirements for shareholder nominations set forth in our advance notice bylaw provision discussed above.

Proxy access nominations

Further, pursuant to the proxy access Bylaw adopted by the Board in November 2015, a shareholder, or a group of up to 20 shareholders, continuously owning for three years at least three percent of our outstanding common shares may nominate and include in our proxy materials up to the greater of two directors and 20 percent of the number of directors currently serving, if the shareholder(s) and nominee(s) satisfy the Bylaw requirements. For eligible shareholders to include in our proxy materials nominees for the 2023 Annual Meeting, proxy access nomination notices must be received by the Company no earlier than November 23, 2023, and no later than December 23, 2023. The notice must contain the information required by the Bylaws.

Director orientation and continuing education

Our orientation programs familiarize new directors with 3M's businesses, strategic plans, and policies, and help prepare them for their role on their assigned committees. Continuing education programs assist directors in maintaining skills and knowledge necessary for the performance of their duties. These programs may be part of regular Board and Committee meetings or provided by academic or other qualified third parties. The programs have also included visits to the Company's laboratories and manufacturing facilities.

Director independence

The Board has adopted a formal set of Director Independence Guidelines with respect to the determination of director independence, which either conform to or are more exacting than the independence requirements of the New York Stock Exchange (NYSE) listing standards, and the full text of which is available on our website at www.3M.com, under Investor Relations — Governance. In accordance with these Guidelines, a director or nominee for director must be determined to have no material relationship with the Company other than as a director. The Guidelines specify the criteria by which the independence of our directors will be determined, including strict guidelines for directors and their immediate family members with respect to past employment or affiliation with the Company or its independent registered public accounting firm. The Guidelines also prohibit Audit and Compensation and Talent Committee members from having any direct or indirect financial relationship with the Company and restrict both commercial and not-for-profit relationships of all directors with the Company. Directors may not be given personal loans or extensions of credit by the Company, and all directors are required to deal at arm's length with the Company and its subsidiaries, and to disclose any circumstance that might be perceived as a conflict of interest.

In accordance with these Guidelines, the Board undertook its annual review of director independence. During this review, the Board considered transactions and relationships between each director, or any member of his or her immediate family and the Company and its subsidiaries and affiliates in each of the most recent three completed fiscal years. The Board also considered whether there were any transactions or relationships between the Company and a director or any members of a director's immediate family (or any entity of which a director or an immediate family member is an executive officer, general partner, or significant equity holder). The Board considered that in the ordinary course of business, transactions may occur between the Company and its subsidiaries and companies at which some of our directors are or have been officers. In particular, the Board considered the annual amount of sales to 3M for each of the most recent three completed fiscal years by each of the companies where directors serve or have served as an executive officer, as well as purchases by those companies from 3M. The Board determined that the amount of sales and purchases in each fiscal year was below one percent of the annual revenues of each of those companies, the threshold set forth in the Director Independence Guidelines. The Board also considered charitable contributions to not-for-profit organizations with which our directors or immediate family members are affiliated, none of which exceeded the threshold set forth in our Director Independence Guidelines.

As a result of this review, the Board affirmatively determined that the following directors are independent under these Guidelines: Thomas "Tony" K. Brown, Anne H. Chow, David B. Dillon, Michael L. Eskew, James R. Fitterling, Amy E. Hood, Suzan Kereere, Gregory R. Page, and Pedro J. Pizarro. The Board has also determined that members of the Audit Committee and Compensation and Talent Committee received no compensation from the Company other than for service as a director. Michael F. Roman, Chairman of the Board and Chief Executive Officer, is considered to not be independent because of his employment by the Company.

Corporate governance practices and policies

The Company believes that good corporate governance practices serve the long-term interests of shareholders, strengthen the Board and management, and further enhance the public trust 3M has earned from more than a century of operating with uncompromising integrity and doing business the right way. The following sections provide an overview of 3M's corporate governance practices, which are published on the Company's website, including the Corporate Governance Guidelines, our shareholder outreach and engagement practices, the Codes of Conduct for directors and employees, public policy engagement, and other important governance-related policies.

Corporate governance highlights



Board compositions and independence

- Diverse board in all aspects
- Five directors have joined our board within the past five years, including two women directors and four directors with other diverse traits
- 92 percent independent board
- 100 percent independent board committees
- 50 percent of board committees chaired by a director with diverse attributes
- Lead Independent Director with robust authority
- Regular executive sessions for independent directors
- Full access to management and employees



Board and board committee practices

- Annual board, committee and individual director self-evaluation process
- Comprehensive onboarding and continuing education program
- Strong Audit Committee financial expertise
- Regular board refreshment with a balanced mix of tenure
- Mandatory director retirement policy
- Active consideration of diversity in director nomination process
- Regular shareholder outreach and engagement with director participation



Shareholder rights

- Annual election of all directors
- Majority voting for director elections
- Market-standard proxy access right
- No supermajority voting requirements
- Shareholder right to call special meetings
- No poison pill
- Processes for director nomination by shareholders and communicating with the Board



Board oversight areas

- Long-term strategic plans and capital allocation
- Enterprise risk management, including cybersecurity
- Environmental stewardship and sustainability
- Diversity and inclusion, equity in workplaces, communities and business practices
- Human capital management
- CEO and management succession planning
- Political activities and contributions

Executive compensation governance

- Compensation opportunities aligned with market and predominantly at-risk
- Incentive programs incorporate performance metrics that are important to our shareholders and drive long-term growth
- Comprehensive clawback policy
- Robust stock ownership guidelines for executive officers and directors
- No hedging or pledging by executive officers and directors
- No employment or change in control agreements with any senior executives, including CEO
- Annual 'say-on-pay' vote

Corporate governance guidelines

The Board has adopted Corporate Governance Guidelines which provide a framework for the effective governance of the Company. The guidelines address matters such as the respective roles and responsibilities of the Board and management, the Board's leadership structure, the responsibilities of the independent Lead Director, director independence, the Board Membership Criteria, Board committees, and Board and management evaluation. The Board's Nominating and Governance Committee is responsible for overseeing and reviewing the Guidelines at least annually and recommending any proposed changes to the Board for approval. Some key governance guidelines, not otherwise addressed in our Proxy Statement, are set forth below. The Corporate Governance Guidelines, the Certificate of Incorporation and Bylaws, the charters of the Board committees, the Director Independence Guidelines, and the Codes of Conduct provide the framework for the governance of the Company and are available on our website at www.3M.com, under Investor Relations — Governance.

Mandatory Retirement Age

- The retirement age of a nonemployee director is 74. A director elected to the Board prior to their 74th birthday may continue to serve until the annual shareholder meeting coincident with or following their 74th birthday. Absent special circumstances, directors will not be nominated for election after their 74th birthday.

Outside Board Policy

- Independent directors who also serve as CEOs of publicly-traded companies or in equivalent positions should not serve on more than two boards of public companies in addition to the 3M Board, and other independent directors should not serve on more than four other boards of public companies in addition to the 3M Board. Independent directors must advise the Chairman/CEO before accepting an invitation to serve on another for-profit board.

Access to Employees and Outside Advisors

- Board members have complete access to all members of 3M management and its employees, as well as outside advisors.

Communication with directors

The Board of Directors has adopted the following process for shareholders and other interested parties to send communications to members of the Board. Shareholders and other interested parties may communicate with the Lead Independent Director, the chairs of the Audit, Compensation and Talent, Nominating and Governance, and Science, Technology & Sustainability Committees of the Board, or with any of our other independent directors, or all of them as a group, by sending a letter to the following address: Corporate Secretary, 3M Company, 3M Center, Building 220-9E-02, St. Paul, MN 55144-1000. The Corporate Secretary reviews communications to the independent directors and forwards those communications to the independent directors as discussed below. Communications involving substantive accounting or auditing matters will be immediately forwarded to the Chair of the Audit Committee and the Company's Chief Compliance Officer consistent with time frames established by the Audit Committee for the receipt of communications dealing with these matters. Communications that pertain to non-financial matters will be forwarded promptly. Items that are unrelated to the duties and responsibilities of the Board will not be forwarded, such as: business solicitation or advertisements, product-related inquiries, mass mailings, resumes or other job-related inquiries, and unsolicited commercial e-mails.

3M's codes of conduct

More than a century of operating with uncompromising integrity has earned 3M trust from our customers, credibility with our communities, and dedication from our employees. All of our employees, including our Chief Executive Officer, Chief Financial Officer, and Chief Accounting Officer, are required to abide by 3M's Code of Conduct to ensure that our business is conducted in a consistently legal and ethical manner. The Code forms the foundation of a comprehensive process that includes compliance with corporate policies and procedures and a Company-wide focus on uncompromising integrity in every aspect of our operations. Our Code of Conduct covers many topics, including antitrust and competition law, conflicts of interest, financial reporting, protection of confidential information, and compliance with all laws and regulations applicable to the conduct of our business.

Employees are required to report any conduct that they believe in good faith to be an actual or apparent violation of the Code of Conduct. The Audit Committee has adopted procedures to receive, retain, and treat complaints received regarding accounting, internal accounting controls, or auditing matters, and to allow for the confidential and anonymous submission by employees or others of concerns regarding questionable accounting or auditing matters. Information on how to submit any such communications can be found on 3M's Investor Relations website, under Governance — Governance Documents — Employee Business Conduct Policies — "Report a concern or ask a question." Our Chief Compliance Officer, who has direct reporting obligations to the Audit Committee, periodically reports to the Audit Committee on compliance with the Company's Code of Conduct, including the effectiveness of the Company's compliance program.

The Board also has adopted a Code of Business Conduct and Ethics for Directors of the Company. This Code incorporates long-standing principles of conduct the Company and the Board follow to ensure the Company's business and the activities of the Board are conducted with integrity and adherence to the highest ethical standards, and in compliance with the law. The Company's Code of Conduct for employees and the Code of Business Conduct and Ethics for Directors are available on our website at www.3M.com under Investor Relations — Governance — Governance Documents.

Public policy engagement

The Company believes that transparency with respect to the consideration, processes, and oversight of our engagement with lawmakers is important to our shareholders, and continuously makes efforts to give our shareholders useful information about our public policy engagement. Since 2007, the Company has voluntarily published a detailed explanation of the Company's political activities which is available on our website at www.3M.com under Investor Relations — Governance — Governance Documents — "Lobbying and Political Activities Governance." There, the Company explains its principles and governance procedures and provides detailed information about 3M's lobbying, political activities, and engagement with industry associations. We discuss our positions on important public policy issues, the factors we consider when evaluating contribution proposals, and the processes we use for legal, financial, executive, and Board oversight of our political activities and contributions. We also provide links to the reports the 3M Political Action Committee files monthly with the Federal Election Commission and the Company's quarterly Lobbying Disclosure reports, as well as a detailed list of our contributions to state candidates and political parties, and contributions to "527" political organizations. The Company also discloses on its website the trade associations the Company joined where \$25,000 or more of the dues are allocated for lobbying purposes by the trade association. Certain tax-exempt organizations, organized under U.S. Internal Revenue Code §501(c)(4) and known as "social welfare" organizations, may engage in lobbying activities related to their primary purpose. If the portion of any of our dues or other contribution in excess of \$25,000 are allocated to lobbying activities, we will disclose the association and amount so allocated. The Company believes that these disclosures on our website, which exceed the disclosures required by law, offer transparency respecting the Company's public policy engagement and political activities.

Related person transaction policy and procedures

The Board of Directors has adopted a written Related Person Transaction Policy and Procedures that is administered by the Nominating and Governance Committee. This Policy applies to any transaction or series of transactions in which the Company or a subsidiary is a participant, the amount involved exceeds \$120,000, and a Related Person (as that term is defined in the Policy) has a direct or indirect material interest and which is required to be disclosed under Item 404(a) of Regulation S-K. Transactions that fall within this definition are referred to the Committee for approval or other action. Based on its consideration of all of the relevant facts and circumstances, the Committee decides whether or not to approve a transaction and approves only those transactions that are in the best interests of the Company and its shareholders. In the course of its review and approval or ratification of a transaction, the Committee considers:

- The nature of the Related Person's interest in the transaction;
- The material terms of the transaction, including whether the transaction is on terms no less favorable than terms generally available to an unaffiliated third party under the same or similar circumstances;
- The significance of the transaction to the Related Person;
- The significance of the transaction to the Company;
- Whether the related person is involved in the negotiation of the terms of the transaction or receives any special benefit as a result of the transaction;
- Whether the transaction would impair the judgment of a director or executive officer to act in the best interest of the Company and its shareholders; and
- Any other matters the Committee deems appropriate.

Any Committee member who is a Related Person with respect to a transaction under review may not participate in the deliberations or vote respecting such approval, except that such a director may be counted in determining the presence of a quorum at a meeting at which the Committee considers the transaction. There were no Related Person Transactions that were referred to the Committee in 2022.

Policy on adoption of a rights plan

In 2002 and 2003, a 3M shareholder submitted a shareholder proposal to 3M regarding the approval process for adopting a shareholders' rights plan (also known as a "poison pill"). 3M does not have a rights plan and is not currently considering adopting one. The Board continues to believe, however, that there may be circumstances under which adoption of a rights plan would give the Board the negotiating power and leverage necessary to obtain the best result for 3M shareholders in the context of a takeover effort.

Following consideration of the favorable vote the shareholder proposal received and in light of this belief, the Board adopted and has reaffirmed a statement of policy on this topic. The Board's policy is that it will only adopt a rights plan if either: (1) shareholders have approved adoption of the rights plan; or (2) the Board (including a majority of the independent members of the Board), in its exercise of its fiduciary responsibilities, makes a determination that, under the circumstances existing at the time, it is in the best interests of 3M's shareholders to adopt a rights plan without the delay in adoption resulting from seeking shareholder approval.

The Board has directed the Nominating and Governance Committee to review this policy statement on an annual basis and to report to the Board on any recommendations it may have concerning the policy. The terms of the policy, as in effect, are included in 3M's published Corporate Governance Guidelines in addition to this Proxy Statement.

Key areas of Board oversight

Board's role in strategy

Each year management presents to the Board, and the Board discusses and approves, detailed long-term strategic plans for the Company. In addition to the Company's overall strategic plan, financial strategic plan, and enterprise strategic plans and priorities, including enterprise operations and sustainability matters, the discussions also focused on breakout sessions with the directors on strategic plans and priorities for each of the four business groups. Information about these plans and priorities can be found in the Company's Annual Report on Form 10-K.

Board's role in risk oversight

The Board oversees the Company's risk profile and management's processes for assessing and managing risk. The Board has delegated to the Audit Committee the primary responsibility for oversight of policies and procedures with respect to Company risk assessment and risk management activities, the Company's major risk exposures, and management monitoring and mitigation activities. The Board has also delegated oversight of specific risks to various committees.

The Board reviews enterprise risks at least annually. The full Board review has included, among other things, portfolio management; major litigation; fluorochemical stewardship; supply chain resiliency; human capital management; sustainability; cybersecurity and information security; geopolitical risks; and environmental, health, and safety compliance. Other categories of risk and certain sustainability elements have been assigned to designated Board committees as summarized below. The chair of each committee that oversees risk provides a summary of the matters discussed with the committee to the full Board following each committee meeting, and the minutes of each committee meeting are also provided to all Board members.

The Board believes that its practices related to oversight of risk, including through delegation to its committees and the sharing of information with the full Board, is appropriate for a diversified technology and manufacturing company like 3M. The Board also believes its oversight of risk is enhanced by its current leadership structure (further discussed below) because the CEO, who is ultimately responsible for the Company's management of risk, also chairs regular Board meetings. Given his in-depth knowledge and understanding of the Company, the CEO is best able to bring key business issues and risks to the Board's attention. A summary of risk oversight roles is included on the following page.

Board of directors

- Oversees the Company's risk profile and management's processes for assessing and managing risk
- Reviews enterprise risks at least annually
- Delegated to Audit Committee the primary responsibility for oversight of risk assessment and risk management activities
- Assigned other important risks and certain sustainability elements to designated Board committees as identified below and receive reports from them

Audit

- Financial statements / internal controls / audit / independent accounting firm
- Contingent liabilities and long-term benefit obligations
- Cybersecurity
- Capital allocation and structure
- Credit ratings and cost of capital
- Use of financial instruments to manage foreign currency, commodity, and interest rate risks
- Ethics and compliance

Compensation and Talent

- Executive compensation
- Annual review of Company's risk assessment of its compensation policies and practices for its employees, including talent sourcing, diversity, and retention strategies
- Talent development and equal employment opportunities
- Succession planning

Nominating and Governance

- Corporate governance practices
- Director nominations and Board and committee composition
- Corporate officer appointments and succession planning
- Related person transactions
- Shareholder proposals and engagement
- Public policy, social responsibility, and political activities

Science, Technology & Sustainability

- Research and development
- Sustainability / environmental and product stewardship / environmental, health and safety legal and regulatory compliance
- Emerging science and technology, disruptive innovations, materials vulnerability, and geopolitical issues impacting the Company's strategy, global business continuity, and financial results

Auditor

- The Senior Vice President and General Auditor, Corporate Auditing (Auditor) is responsible for leading the risk assessment and management process
- The Auditor, through consultation with the Company's senior management, periodically assesses the major risks facing the Company and works with the executives who are responsible for managing specific risks
- The Auditor, whose appointment and performance is reviewed and evaluated by the Audit Committee, periodically reviews with the Audit Committee the major risks facing the Company and the steps management has taken to monitor and mitigate those risks
- The Auditor's risk management report, which is provided in advance of the meeting, is reviewed with the entire Board by either the chair of the Audit Committee or the Auditor

Management

- Provides consultation to the Auditor during the assessment of the major risks facing the Company
- Manages and mitigates risks
- Reports, as needed, to the full Board on how a particular risk is being managed and mitigated

Board's role in management succession planning and human capital management

The Board plans the succession to the position of Chairman, CEO, and other senior management positions. To assist the Board, the Chairman/CEO and Chief Human Resources Officer annually assess senior managers and their succession potential for the position of Chairman/CEO and other senior management positions. The Board also reviews the Company's strategies and plans to recruit, retain, develop, protect, and fairly compensate its global workforce, with focuses on health and safety, development, diversity, equity and inclusion, and compensation and benefits. Information about the Company's human capital can be found in the Company's Annual Report on Form 10-K.

Board's role in sustainability

We are guided by the principles of sound science and corporate responsibility. We believe in an equitable and inclusive world, so we think, work, and act to drive meaningful change that endures. Together, we commit to creating a more sustainable world for future generations.

In collaboration with our employees, customers, partners, government, and communities, we apply our expertise and technology to help solve shared global challenges. We recognize and consistently seek opportunities to do more. It is our ambition to meet the increasing expectations of our customers, employees, investors, and stakeholders — and grow our business — by continuing to make bold sustainability commitments and taking stronger actions.

We use a science-based approach to reimagine what's possible as we rise to the challenges that are most material to 3M and critical to our planet and its people. Our goals and sustainability metrics reflect a heightened commitment to thinking holistically about how our people, products, and operations can all contribute to a better and brighter future. Our goals and ambitions continue to grow and gain momentum as we recognize how much still needs to be done to make the world more sustainable for future generations. Our sustainability strategy is a systemic approach, seeking to drive innovation and holistic impact against shared global needs. We set impactful and measurable goals that demonstrate our sustainability commitments and progress. As a global science, technology, and manufacturing company, we believe 3M is uniquely positioned to bring our full capabilities to advance meaningful impact, not only in our workplaces but also in our communities. As we advance our initiatives with determination, we know systemic change requires resources and long-term dedication.

We report on these efforts annually in our Global Impact Report. As a global corporation contributing to society through diverse markets, we believe that we have significant opportunities and responsibilities to advance the United Nations Sustainable Development Goals across the world. We are also a participant of the United Nations Global Compact, a policy initiative for businesses to demonstrate their commitment to ten principles in the areas of human rights, labor, environment, and anti-corruption. We align our Global Impact Report to the guidelines of the Sustainability Accounting Standards Board (SASB) and the Task Force for Climate-Related Financial Disclosures (TCFD) recommendations for helping businesses disclose climate-related financial information. As we build on our global capabilities and diverse technologies, we have clear commitments and bold ambitions to shape a sustainable future within our Strategic Sustainability Framework and its three priority areas: Science for Circular, Science for Climate, and Science for Community. Within these pillars, we build partnerships, implement projects, and create processes that move us forward in the areas where we can make the greatest impact.

In December 2022, 3M announced the exit of all PFAS manufacturing by end of 2025 and to work to discontinue use of PFAS across the product portfolio by end of 2025, positioning 3M for continued sustainable growth. With these two actions, 3M is committing to innovate toward a world less dependent upon PFAS.

Our robust governance framework includes oversight by our Board of Directors, which receives regular sustainability updates and reviews related risks as part of 3M's enterprise risk management. The Science, Technology & Sustainability Committee of the Board of Directors has primary oversight responsibility of 3M's sustainability and stewardship activities, including, among others, environmental and product stewardship efforts, environmental, health & safety, and legal and regulatory compliance. The company's Environmental Responsibility and Sustainability Committee, comprising 3M top executive management, provides leadership, oversight and strategy for sustainability and develops and monitors adherence with related policies and procedures.

3M is a pay-for-performance company. Beginning in 2022, a new ESG modifier has been added to the formula used to calculate the annual incentive compensation earned by the Company's senior executives. Amounts earned by them will be increased 10 percent of target, decreased 10 percent of target, or left unchanged based on the Compensation and Talent Committee's assessment of 3M's performance against a set of objective ESG metrics. For more information, see "Annual incentive — ESG Modifier" on page 72.

Board of Directors	<ul style="list-style-type: none"> • Receives regular sustainability updates at Board meetings • Reviews sustainability-related risks as part of 3M's enterprise risk program
Science, Technology & Sustainability Committee of the Board of Directors	<ul style="list-style-type: none"> • Provides primary oversight of 3M's sustainability and stewardship activities • Reviews 3M's sustainability policies and program to identify and analyze significant sustainability, materials vulnerability and geopolitical issues that may impact 3M's overall business strategy, global business continuity and financial results
Environmental Responsibility and Sustainability Committee	<ul style="list-style-type: none"> • Provides leadership, oversight, and strategy to encourage and ensure sustainability opportunities are recognized • Develops and monitors adherence with strong sustainability-related policies and procedures • Includes 3M's CEO, EVP & CFO & Transformation Officer, CTO & EVP Environmental Responsibility, Group President Enterprise Operations, EVP & Chief HR Officer, EVP & Chief Legal Affairs Officer, SVP & Chief Strategy Officer, and EVP Country Governance & Services
Chief Sustainability Officer	<ul style="list-style-type: none"> • Leads 3M's sustainability activities • Reports to the Environmental Responsibility and Sustainability Committee and other internal and external groups
Sustainability leaders in business groups, geographic areas, and enterprisewide	<ul style="list-style-type: none"> • Drives Strategic Sustainability Framework priorities and initiatives consistent with the scope of their role • Leads customer relationships to solve shared global challenges

Through engagement with our Board of Directors, executive leadership team and business groups, our work across 3M's Strategic Sustainability Framework is advancing progress towards our sustainability commitments and metrics.

To learn more on our sustainability strategy, priority areas, and progress, please visit www.3M.com/ESG.

Our priority areas



Science for Circular

Design solutions that do more with less material, advancing a global circular economy.

A circular economy does more with less, keeps products and materials in use, designs out waste and pollution, and regenerates natural systems. At the core is an opportunity to develop technologies and business models that are restorative and regenerative by design. At 3M, we see circular economy as an opportunity to inspire leadership, innovation and disruptive change, all driving impact for a more sustainable future.

Goals

- Reduce global water use by the following amounts: 10 percent by 2022, 20 percent by 2025, and 25 percent by 2030, indexed to sales.^{(1),(2)}
- For 3M's global manufacturing operations, enhance the quality of water returned to the environment from industrial processes by 2030.^{(3),(4)} Our initial focus is on implementing state-of-the-art water purification technology at the largest water use locations globally and having them operational in 2024.
- Engage 100 percent of water-stressed/scarcely communities where 3M manufactures, on community-wide approaches to water management by 2025.
- Drive supply chain sustainability through targeted raw material traceability and supplier performance assurance by 2025.
- Reduce manufacturing waste by an additional 10 percent, indexed to sales by 2025.
- Achieve zero landfill status at more than 30 percent of manufacturing sites by 2025.
- Require a Sustainability Value Commitment (SVC) for every new product.⁽⁵⁾
- Reduce dependence on virgin fossil-based plastic by 125 million pounds by 2025.⁽⁶⁾



Science for Climate

Innovate to decarbonize industry, accelerate global climate change solutions and improve our environmental footprint.

At 3M, we support the global consensus set forth in the 2015 Paris Agreement and we are acting on the 2018 findings of the Special Report on Global Warming of 1.5°C by the Intergovernmental Panel on Climate Change into our goals, operations and actions. The global climate crisis impacts businesses, our communities and our families. We believe that by working together, we can drive necessary system change. We recognize the work to be done and are inspired by the opportunity to chart our collective path forward.

Goals

- Improve energy efficiency, indexed to net sales, by 30 percent by 2025.
- Increase renewable energy to 50 percent of total electricity use by 2025 and to 100 percent by 2050.
- Reduce Scope 1 and 2 market-based GHG emissions at least 50 percent by 2030, 80 percent by 2040 and achieve carbon neutrality in our operations by 2050.^{(2),(7)}
- Help our customers reduce their GHGs by 250 million tons of CO₂ equivalent emissions through the use of 3M products by 2025.



Science for Community

Create a more positive world through science and inspire people to join us.

3M recognizes the crucial role of science in improving lives, protecting health and safety, and helping solve global challenges. We know we need new technologies, creative scientists, and evidence-based policies and decisions to drive impactful change. We recognize the importance of well-trained STEM graduates and the critical need for equitable access to STEM education and careers which drives us to advance diversity, equity, inclusion and social justice within our company and community. We believe in the power of science, sharing our expertise, and investing in the bright minds of tomorrow. Together we will lead and design a sustainable future for all.

Goals

- Invest cash and products for education, community, and environmental programs by 2025.
- Double the pipeline of global diverse talent in management to build a diverse workforce by 2030.⁽⁸⁾
- Provide 300,000 work hours of skills-based volunteerism by 3M employees to improve lives and help solve society's toughest challenges by 2025.⁽⁹⁾
- Provide training to five million people globally on worker and patient safety by 2025.
- Invest \$50 million to address racial opportunity gaps in the U.S. through workforce development and STEM education initiatives by 2025⁽⁶⁾
- Double the representation of underrepresented groups from entry-level through management in our U.S. workforce.^{(10),(11),(12)}
- Double the representation of underrepresented groups in management positions in our U.S. workforce.^{(10),(11),(12)}
- Advance economic equity by creating 5 million unique STEM and skilled trades learning experiences for underrepresented individuals by the end of 2025⁽¹³⁾
- Maintain or achieve 100 percent pay equity globally⁽¹²⁾

(1) Expanded commitment from 10 percent between 2015 and 2025.

(2) 2019 will be the baseline measure year for these new commitments.

(3) By improving the weighted average of priority constituents, including select metals, biochemical oxygen demand, chemical oxygen demand, cyanide compounds, fluoride, total nitrogen, oil and grease, PFAS, total dissolved solids, total suspended solids, sulfate, and others.

(4) Water used by manufacturing or industrial processes, including all water use not defined as domestic (sanitary, cafeteria, etc.).

(5) For projects passing a 'gate' in our new product commercialization process; an SVC describes how the product drives positive impact for our stakeholders in alignment with our Strategic Sustainability Framework.

(6) Established in 2021.

(7) Expanded 3M's 2025 goal to stay below 50 percent of our 2002 baseline, meaning 3M's 2030 Scope 1 and 2 emissions will now be reduced more than 85 percent from 2002 levels.

(8) In 2021, 3M updated the goal maturity date to 2030 from 2025.

(9) Goal was initiated in 2019. Skills-based volunteering is primarily delivered through the 3M Impact program.

(10) Underrepresented groups in our 3M U.S. workforce include Black/African American and Hispanic/Latino employees.

(11) 2020 is the baseline measurement year.

(12) Established in 2020 to drive trend and trajectory progress over time.

(13) 2021 is the baseline measurement year. 3M defines underrepresented individuals in the U.S. using National Science Foundation research. For global definitions, we rely on gender diversity and local context for marginalized populations.

Board structure and processes

Board's leadership structure

Our Corporate Governance Guidelines allow the independent directors flexibility to split or combine the Chairman and CEO responsibilities. The independent directors annually review our leadership structure to determine the structure that is in the best interest of 3M and its shareholders.

The Board's current leadership structure is characterized by:

- A combined Chairman of the Board and CEO;
- A strong, independent, and highly experienced Lead Independent Director with well-defined responsibilities that support the Board's oversight responsibilities;
- A robust committee structure consisting entirely of independent directors with oversight of various types of risks; and
- An engaged and independent Board.

The Board believes that this leadership structure provides independent board leadership and engagement while deriving the benefits of having our CEO also serve as Chairman of the Board. As the individual with primary responsibility for managing the Company's day-to-day operations and with in-depth knowledge and understanding of the Company, the CEO is best positioned to chair regular Board meetings as the directors discuss key business and strategic issues. Coupled with the Lead Independent Director, this combined structure provides independent oversight while avoiding unnecessary confusion regarding the Board's oversight responsibilities and the day-to-day management of business operations.

The Board believes that adopting a rigid policy on whether to separate or combine the positions of Chairman of the Board and CEO would inhibit the Board's ability to provide for a leadership structure that would best serve shareholders. As a result, the Board has rejected adopting a policy permanently separating or combining the positions of Chairman and CEO in its Corporate Governance Guidelines, which are reviewed at least annually and available on our website at www.3M.com, under Investor Relations — Governance. Instead, the Board adopted an approach that allows it, in representing the shareholders' best interests, to decide who should serve as Chairman or CEO, or both.

The Board believes that combining the roles of CEO and Chairman contributes to an efficient and effective Board. The Board believes that to drive change and continuous improvement within the Company, tempered by respect for 3M's traditions and values, the CEO must have maximum authority. The CEO is primarily responsible for effectively leading significant change, improving operational efficiency, driving growth, managing the Company's day-to-day business, managing the various risks facing the Company, and reinforcing the expectation for all employees of continuing to build on 3M's century-old tradition of uncompromising integrity and doing business the right way.

The Board also believes that the Company's corporate governance measures ensure that strong, independent directors continue to effectively oversee the Company's management and key issues related to executive compensation, CEO evaluation and succession planning, strategy, risk, and integrity. The Corporate Governance Guidelines provide, in part, that:

- Independent directors comprise a substantial majority of the Board;
- Directors are elected annually by a majority vote in uncontested director elections;
- Only independent directors serve on the Audit, Compensation and Talent, Nominating and Governance, and Science, Technology & Sustainability Committees;
- The committee chairs establish their respective agendas;
- The Board and committees may retain their own advisors;
- Independent directors have complete access to management and employees;
- Independent directors meet in executive session without the CEO or other employees during each regular Board meeting; and
- The Board and each committee regularly conduct a self-evaluation to determine whether it and its committees function effectively.

The Board has also designated one of its members to serve as Lead Independent Director, with responsibilities that are similar to those typically performed by an independent chairman.

Lead Independent Director

Since 2012, our Lead Independent Director has been Michael Eskew, a highly experienced director. He recently served on the boards of The Allstate Corporation, Eli Lilly and Company, and International Business Machines Corporation, and is the former Chairman and CEO of United Parcel Service, Inc. His responsibilities include, but are not limited to, the following:

- Presides at all meetings of the Board at which the Chairman is conflicted or not present, including executive sessions of the independent directors;
- Acts as a key liaison between the Chairman/CEO and the independent directors;
- Approves the meeting agendas for the Board, and approves the meeting schedules to assure that there is sufficient time for preparation and discussion of all agenda items;
- Has the authority to approve the materials to be delivered to the directors in advance of each Board meeting and provides feedback regarding the quality, quantity, and timeliness of those materials (this duty not only gives the Lead Director approval authority with respect to materials to be delivered to the directors in advance of each Board meeting but also provides a feedback mechanism so that the materials may be improved for future meetings);
- Has the authority to call meetings of the independent directors;
- Communicates Board member feedback to the Chairman/CEO (except that the chair of the Compensation and Talent Committee leads the discussion of the Chairman/CEO's performance and communicates the Board's evaluation of that performance to the Chairman/CEO);
- If requested by major shareholders, ensures that he is available, when appropriate, for consultation and direct communication; and
- Performs such other duties as requested by the independent directors.

Executive sessions

As an agenda item for every regularly scheduled Board and committee meeting, independent directors regularly meet in executive session, without the Chairman/CEO or other members of management present, to consider such matters as they deem appropriate. The Lead Independent Director presides over the Board's executive sessions.

Board committees

Board and committee information

The Board currently has the following standing committees: Audit; Compensation and Talent; Nominating and Governance; and Science, Technology & Sustainability. The current members of our committees, the principal functions of each committee, and the number of meetings held in 2022 are shown below. Each member is independent under our Director Independence Standards, as well as applicable Securities and Exchange Commission rules and NYSE listing standards.

Each committee has adopted, and annually reviews, a charter setting forth its roles and responsibilities. Those charters are available at www.3M.com > Investor Relations > Governance > Governance Documents > Committee Charters.

Board committee composition

Name of Non-employee Director	Audit	Compensation and Talent	Nominating and Governance	Science, Technology & Sustainability
Thomas “Tony” K. Brown	■		■	
Anne H. Chow		■		■
Pamela J. Craig	■	□		
David B. Dillon	□		■	
Michael L. Eskew	■	■		
James R. Fitterling		■		
Amy E. Hood		■		■
Muhtar Kent			□	■
Suzan Kereere		■		
Dambisa F. Moyo	■		■	
Gregory R. Page		■		□
Pedro J. Pizarro	■			

■ Committee member □ Chair

Audit Committee

Meetings in 2022: 10

David B. Dillon
■ ■ (chair)



Thomas “Tony” K. Brown
■



Pamela J. Craig*
■ ■



Michael L. Eskew
■ ■



Dambisa F. Moyo*
■ ■



Pedro J. Pizarro**
■ ■



The Board of Directors has determined that all Audit Committee members are “independent” and “financially literate” under the NYSE listing standards and that members of the Audit Committee received no compensation from the Company other than for service as a director.

The Board has also determined that the following Audit Committee members — David B. Dillon (chair), Pamela J. Craig, Michael L. Eskew, Dambisa F. Moyo, and Pedro J. Pizarro — have “accounting or related financial management expertise” under the NYSE listing standards and are “audit committee financial experts” as that term is defined by applicable Securities and Exchange Commission regulations.

Introduction

The Audit Committee assists the Board in its oversight of the integrity of the Company’s financial statements; compliance with legal and regulatory requirements; the qualifications, independence, and performance of the Company’s independent registered public accounting firm (Independent Accounting Firm); the performance of the Company’s internal auditing department; and the Company’s financial risk assessment and management; and furnishes a report for inclusion in the Company’s Proxy Statement.

Roles and Responsibilities

- Reviews the Company’s annual audited and quarterly consolidated financial statements and internal controls over financial reporting;
- Reviews the Company’s financial reporting process and internal controls over financial reporting, including any major issues regarding accounting principles and financial statement presentation, and critical accounting policies to be used in the consolidated financial statements;
- Reviews and discusses with management and the Independent Accounting Firm the Company’s report on internal controls over financial reporting and the Independent Accounting Firm’s audit of internal controls over financial reporting;
- Reviews earnings press releases prior to issuance;
- Appoints, oversees, and approves compensation of the Independent Accounting Firm;
- Reviews with the Independent Accounting Firm the scope of the annual audit, including fees and staffing, and approves all audit and permissible non-audit services provided by the Independent Accounting Firm;
- Reviews findings and recommendations of the Independent Accounting Firm and management’s response to the recommendations of the Independent Accounting Firm;
- Discusses policies with respect to risk assessment and risk management, the Company’s major risk exposures, and the steps management has taken to monitor and mitigate such exposures;
- Periodically reviews the Company’s capital allocation and capital structure strategies, insurance coverage, funding for pension and other post-retirement benefit plans, and global tax planning;
- Periodically reviews the Company’s global Treasury activities, including risks associated with cash investments, counterparties, and use of derivatives and other financial instruments for risk management purposes;
- Periodically reviews and approves the Company’s use of swaps exemption pursuant to Dodd-Frank derivatives clearing policy;
- Quarterly obtains reports from senior management, including the Chief Information Officer, regarding the progress on the phased implementation of the global enterprise resource planning system, information technology networks and systems, and the adequacy and effectiveness of the Company’s information security policies and internal controls regarding information security;
- Periodically obtains reports from the Company’s senior internal auditing executive, who has direct reporting obligations to the Committee, on the annual audit plan, scope of work, and the results of internal audits and management’s response thereto;
- Periodically obtains reports from the Company’s Chief Compliance Officer, who has direct reporting obligations to the Committee, on compliance with the Company’s Code of Conduct, and at least annually, on the implementation and effectiveness of the Company’s compliance and ethics program;
- Reviews with the Company’s General Counsel legal matters that may have a material impact on the consolidated financial statements and any material reports or inquiries received from regulators or government agencies regarding compliance; and
- Establishes procedures for (i) the receipt, retention, and treatment of complaints received by the Company regarding accounting, internal accounting controls, or auditing matters; and (ii) the confidential, anonymous submission by Company employees of concerns regarding questionable accounting or auditing matters and periodically review with the Chief Compliance Officer and the Company’s senior internal auditing executive these procedures and any significant complaints received.

* Until Ms. Craig’s and Ms. Moyo’s retirement in May 2023.

** Effective February 9, 2023.

■ Financially literate

■ Financial expert

Compensation and Talent Committee

Meetings in 2022: 5

Pamela J. Craig*
(chair)

James R. Fitterling*

Anne H. Chow**

Michael L. Eskew

Amy E. Hood

Suzan Kereere

Gregory R. Page



The Board of Directors has determined that all Compensation and Talent Committee members are “independent” under the NYSE listing standards, including the listing standards applicable to compensation committee members.

The Board has also determined that each Compensation and Talent Committee member qualifies as a “Non-Employee Director” under Rule 16b-3 of the Exchange Act.

Introduction

The Compensation and Talent Committee reviews the Company’s compensation practices and policies, annually reviews and approves (subject to ratification by the independent directors of the Board) the compensation for the CEO, annually reviews and approves the compensation for the other senior executives, evaluates CEO performance, reviews and discusses with management of the Company the Compensation Discussion and Analysis prepared in accordance with the Securities and Exchange Commission’s disclosure rules for executive compensation, and furnishes a report for inclusion in the Company’s Proxy Statement.

Roles and Responsibilities

- Reviews disclosures in the Company’s Proxy Statement regarding advisory votes on executive compensation and the frequency of such votes;
- Approves the adoption, amendment, and termination of incentive compensation and deferred compensation programs for employees of the Company;
- Approves the adoption, amendment, or termination of equity compensation programs or, if shareholder approval would be required, recommends such actions to the Board;
- Approves, subject to ratification by the independent directors of the Board, employment agreements and severance arrangements for the CEO, as appropriate;
- Approves employment agreements and severance arrangements for the senior executives of the Company (other than the CEO), as appropriate;
- Oversees the administration of the Company’s stock and long-term incentive compensation programs, and determines the employees who receive awards and the size of their awards under such programs;
- Approves the adoption and amendment of Company guidelines covering ownership of Company common stock by executives, and annually reviews compliance with these guidelines;
- Reviews and makes recommendations to the Board of Directors concerning any amendment to a retirement benefit plan that would require Board approval;
- Annually reviews a risk assessment of the Company’s compensation policies and practices for its employees;
- Periodically reviews and discusses with the Company’s management matters relating to internal pay equity;
- Reviews shareholder proposals relating to executive compensation matters and makes recommendations to the Board regarding responses;
- Periodically reviews and discusses with management matters relating to talent sourcing, diversity, and retention strategies; talent development; internal pay equity; and equal employment opportunities;
- Periodically reviews with the Chairman/CEO their assessment of the Company’s senior executives and succession plans relating to their positions; and
- Has the authority to retain compensation consultants, counsel, or other advisors as it deems appropriate, including the authority to approve such advisors’ fees and retention terms.

The Committee may delegate its authority to subcommittees of one or more Committee members or to senior executives of the Company as it deems appropriate, subject to compliance with applicable laws, rules, regulations, and plan requirements. The Committee has delegated authority to the Company’s Chief Executive Officer and to its Executive Vice President and Chief Human Resources Officer, to grant certain stock-based awards to eligible, non-executive employees, subject to certain limits.

* Ms. Craig will continue to serve on the committee until her retirement in May 2023. Mr. Fitterling is expected to become committee chair in connection with Ms. Craig’s retirement.

** Effective February 9, 2023.

Nominating and Governance Committee

Meetings in 2022: 6

Muhtar Kent*
(chair)



Thomas "Tony" K. Brown*



David B. Dillon



Dambisa F. Moyo**



The Board of Directors has determined that all Nominating and Governance Committee members are "independent" under the NYSE listing standards.

Introduction

The Nominating and Governance Committee establishes the Board Membership Criteria, assists the Board by identifying individuals qualified to become Board members, recommends to the Board matters of corporate governance, facilitates the annual review of the performance of the Board and its committees, and periodically reviews CEO and management succession plans.

Roles and Responsibilities

- Selects and recommends director candidates to the Board of Directors, in light of the Board Membership Criteria adopted by the Board, either to be submitted for election at the Annual Meeting or to fill any vacancies on the Board, including consideration of any shareholder nominees for director (submitted in accordance with the Company's Bylaws);
- Reviews and makes recommendations to the Board of Directors concerning the composition and size of the Board and its committees, the Board Membership Criteria, frequency of meetings, and changes in compensation for non-employee directors;
- Reviews the Company's Corporate Governance Guidelines at least annually, and recommends any proposed changes to the Board for approval;
- Develops and recommends to the Board standards to be applied in making determinations on the types of relationships that constitute material relationships between the Company and a director for purposes of determining director independence;
- Reviews and approves any transaction between the Company and any related person, which is required to be disclosed under the rules of the Securities and Exchange Commission;
- Develops and recommends to the Board for its approval an annual self-assessment process of the Board and its committees and oversees the process;
- Reviews periodically with the Chairman/CEO succession plans relating to positions held by elected corporate officers, and makes recommendations to the Board with respect to the selection of individuals to occupy these positions;
- Periodically reviews the corporate contribution program (3Mgives) and the contribution activities of the 3M Foundation, which is funded by the Company; and
- Periodically reviews the Company's positions and engagement on important public policy, social responsibility, and corporate governance issues affecting its business, including political contributions by 3M and its Political Action Committee, and shareholder engagement.

* Mr. Kent will continue to serve on the committee until his retirement in May 2023. Mr. Brown is expected to become committee chair in connection with Mr. Kent's retirement.

** Until Ms. Moyo's retirement in May 2023.

Science, Technology & Sustainability Committee

Meetings in 2022: 8

Gregory R. Page
(chair)



Anne H. Chow*



Amy E. Hood



Muhtar Kent**



The Board of Directors has determined that all Science, Technology & Sustainability Committee members are “independent” under the NYSE listing standards.

Introduction

The responsibility of the Science, Technology & Sustainability Committee of the 3M Board of Directors is to oversee the twin demands of developing products to meet the ever-changing needs of our customers while ensuring that those products cause no harm to people or to our planet. The Science, Technology & Sustainability Committee is responsible for providing the general oversight of the significant scientific and technological aspects of 3M’s businesses and the Company’s sustainability and stewardship activities.

Roles and Responsibilities

- Monitors and reviews the overall strategy, direction, and effectiveness of the Company’s research and development activities;
- Reviews management’s strategy and allocation of resources for research and development activities, including product line extensions and new product platforms;
- Reviews the Company’s policies and programs on sustainability; environmental and product stewardship; and environmental, health, and safety, including for compliance with all applicable laws and regulations;
- Assists the Board in identifying and analyzing significant emerging science and technology, disruptive innovations, sustainability, materials vulnerability, and geopolitical issues that may impact the Company’s overall business strategy, global business continuity, and financial results; and
- Annually reviews the Company’s sustainability report.

* Effective February 9, 2023.

** Until Mr. Kent’s retirement in May 2023.

Meeting attendance

During 2022, the Board of Directors held five regularly scheduled meetings and six special meetings. Overall attendance at Board and committee meetings was 93 percent. During 2022, all of our director nominees who were directors during 2022 attended at least 75 percent of all Board and committee meetings on which they served.

The Company has a long-standing policy that directors are expected to attend the Annual Meeting of Shareholders unless extenuating circumstances prevent them from attending. All directors who were members of the Board as of May 2022 attended last year’s Annual Meeting of Shareholders.

Director compensation

Philosophy and Process

The Nominating and Governance Committee is responsible for reviewing and making recommendations to the Board regarding all changes to the compensation of our non-employee directors. The Board reviews the recommendations of the Nominating and Governance Committee and determines the form and amount of director compensation.

In developing its recommendations, the Nominating and Governance Committee is guided by the following goals:

- Compensation should fairly pay directors for work required in a company of 3M's size and complexity;
- A significant portion of the total compensation should be paid in common stock (or common stock equivalents) to align directors' interests with the long-term interests of shareholders; and
- The structure of the compensation should be simple and transparent.

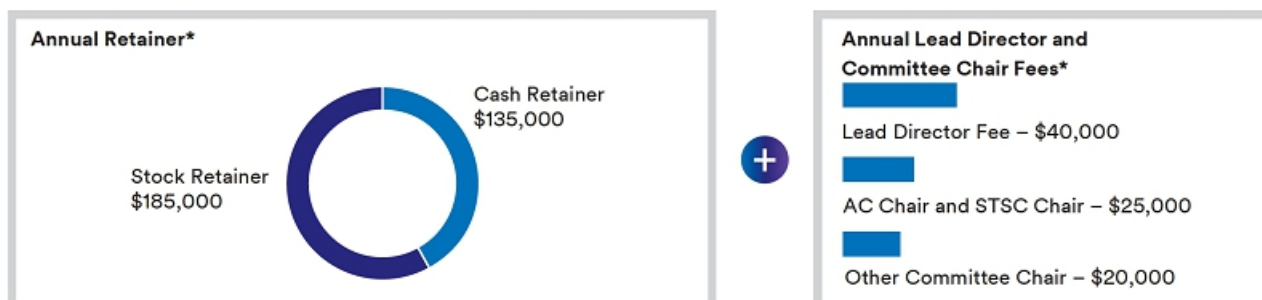
The Nominating and Governance Committee works with an independent compensation consultant to support its objectives of maintaining a reasonable and appropriate program. For 2022, Frederic W. Cook & Co., Inc. (FW Cook) provided the Nominating and Governance Committee with expert advice on the compensation of non-employee directors, in addition to analyzing market data on director compensation at the same peer group of companies approved by the Compensation and Talent Committee for evaluating Named Executive Officer compensation. Neither the Company nor the Nominating and Governance Committee has any arrangement with any other compensation consultant who has a role in determining or recommending the amount or form of director compensation. For more information on the peer group, see "Executive compensation peer group" on page 69.

Directors who are employees of the Company do not receive payment for their Board service.

Elements of annual compensation for non-employee directors

Our non-employee directors receive annual compensation, as summarized below, that is intended to approximate the peer-group median mix (cash vs. equity) and provide an overall target total direct compensation that is consistent with 3M's size and market-capitalization value relative to its peers. To better align the interests of our directors with those of our shareholders, the annual stock retainer is subject to a rigorous hold-until-departure requirement. For more information on the peer group, please see the section entitled "Executive compensation peer group" on page 69 of this Proxy Statement.

In May 2022, the Nominating and Governance Committee considered a director compensation study prepared by FW Cook and recommended not to change the non-employee directors' compensation arrangements, which the Board accepted.



Abbreviations: AC = Audit Committee; STSC = Science, Technology & Sustainability Committee

* Unless a director elects otherwise (see "Alternative Times and Forms of Payment" below), the annual cash retainer, annual Lead Director fee and annual Committee Chair fee are paid in cash on a quarterly basis, and the annual stock retainer is paid shortly after the Annual Meeting in deferred stock units (DSUs). All such cash fees are prorated based on the number of days of relevant service during the calendar quarter in which the fees are earned, and directors joining the Board after the Annual Meeting receive a prorated annual stock retainer.

DSUs. Each DSU represents the right to receive one share of 3M common stock at a future date. For fees paid in DSUs, the number of units credited to the director's recordkeeping account is determined by dividing the value of the fees to be paid by the closing price for a share of 3M common stock on the NYSE for the last trading day immediately preceding the earliest date such amount otherwise could have been paid to the director if taken on a current basis. The Company also credits the director's account with an additional number of DSUs for each ordinary cash dividend paid on the shares of the Company's common stock. Appropriate adjustments to the DSUs credited to each director's account will be made for stock splits, stock dividends, spinoffs, mergers, consolidations, payments of dividends other than in cash, and similar circumstances affecting 3M common stock. Unless a different time or form of payment is elected (see "Alternative Times and Forms of Payment" below), the shares of 3M common stock underlying the DSUs will be distributed in a single lump sum during the month of January in the first year after the director leaves the Board.

Alternative Times and Forms of Payment. In lieu of receiving all or a portion of the annual stock retainer in DSUs, a director may elect to receive shares of 3M common stock on a current basis, but the net after-tax portion of such shares must be retained by the director until he or she leaves the Board. Similarly, in lieu of cash fees, a director may opt to receive 3M common shares, DSUs, or deferred cash. Directors also may elect to receive distribution of their deferred cash or settlement of their DSUs as follows:

- a single lump sum during the month of January in the first or second year following the year in which they leave the Board; or
- in a series of three, five, or ten annual installments beginning during the month of January in the first year after they leave the Board.

2022 director compensation table

The table below shows the amounts earned by our non-employee directors in 2022. As Ms. Chow and Mr. Pizarro joined the Board on February 9, 2023, they did not earn any director compensation during 2022.

Non-employee Director	Fees Earned or Paid in Cash (\$) ⁽³⁾	Stock Awards (\$) ⁽⁴⁾	All Other Compensation (\$) ⁽⁵⁾	Total (\$)
Thomas "Tony" K. Brown	135,000	185,000	578	320,578
Pamela J. Craig⁽¹⁾	152,778	185,000	5,622	343,400
David B. Dillon⁽¹⁾	160,000	185,000	1,082	346,082
Michael L. Eskew⁽¹⁾	175,000	185,000	6,351	366,352
James R. Fitterling	135,000	185,000	277	320,278
Herbert L. Henkel⁽²⁾	48,215	—	—	48,215
Amy E. Hood	135,000	185,000	1,096	321,096
Muhtar Kent⁽¹⁾	155,000	185,000	1,098	341,098
Suzan Kereere⁽²⁾	130,000	231,123	756	361,880
Dambisa F. Moyo	135,000	185,000	1,021	321,021
Gregory R. Page⁽¹⁾	160,000	185,000	1,027	346,027
Patricia A. Woertz^{(1),(2)}	50,437	—	—	50,437

FOOTNOTES TO 2022 DIRECTOR COMPENSATION TABLE

(1) Lead Director or Committee Chair during all or a portion of 2022.

(2) Director compensation prorated according to effective date of election, appointment, or retirement: Ms. Kereere was appointed to the Board, effective February 10, 2022; Ms. Craig succeeded Ms. Woertz as Chair of the Compensation and Talent Committee, effective February 10, 2022; and each of Mr. Henkel and Ms. Woertz retired from the Board, effective May 10, 2022.

(3) This column represents the amount of all fees earned or paid in cash for services as a director, including the annual cash retainer and the annual lead director and committee chair fees. With respect to Suzan Kereere, the amount shown also includes \$10,000 for her services on a special committee. The table below shows the amount of cash compensation earned during 2022 that each director elected to receive in 3M common shares or DSUs and the number of shares or DSUs received, excluding adjustments for dividend equivalents. For more information concerning all 3M stock-based holdings of the directors, see "Security ownership of management" beginning on page 108.

Non-Employee Directors	Cash Fees Paid in Common Shares or DSUs at Director's Election (\$)	3M Common Shares or DSUs Received (\$)
Thomas "Tony" K. Brown	—	—
Pamela J. Craig	—	—
David B. Dillon	—	—
Michael L. Eskew	175,000	1,351
James R. Fitterling	135,000	1,042
Herbert L. Henkel	48,215	332
Amy E. Hood	—	—
Muhtar Kent	155,000	1,216
Suzan Kereere	—	—
Dambisa F. Moyo	—	—
Gregory R. Page	—	—
Patricia A. Woertz	50,437	348

(4) This column represents the grant date fair value of the stock awards made in 2022, computed in accordance with Financial Accounting Standards Board Accounting Standards Codification Topic 718, Compensation — Stock Compensation. In addition to the amount shown for the annual stock retainer each director received shortly following his or her election to the Board at the 2022 Annual Meeting, the amount shown for Ms. Kereere includes \$46,123 attributable to the prorated annual stock retainer she received for her service to the Board from the date of her appointment through the date of the 2022 Annual Meeting.

The Company does not grant stock options to non-employee directors. Since all stock awards vest on the grant date, there are no unvested stock awards outstanding at year end.

(5) This column includes the incremental cost of complimentary products and matching gifts. Non-employee directors are eligible to participate in the Company's matching gift program on the same terms as 3M employees. Under this program, the 3M Foundation will match up to \$5,000 a year in contributions made by the director to eligible educational institutions and up to \$1,000 a year in contributions by the director to eligible charitable organizations.

Reasonableness of non-employee director compensation

As described above, our philosophy on director compensation is to pay directors fairly for work required in a company of our size and complexity, provide a significant portion of the total compensation in the form of equity-based compensation to align directors' interests with the long-term interests of our shareholders, and structure compensation in a simple and transparent manner. We believe that the application of this philosophy has resulted in a non-employee director compensation program that reflects best-in-class design with the following provisions:

- Retainer-only compensation delivered in a combination of cash and stock-based awards with no fees for attending meetings that are an expected part of board service.
- Additional retainers for special roles having greater responsibilities, such as Lead Director and committee chairs, to recognize the incremental additional time and effort required.
- Equity delivered in the form of current or deferred full-value shares, where annual grants are based on a competitive fixed-value formula and immediate vesting helps avoid director entrenchment.
- A requirement that directors hold until the end of their Board service all annual stock retainers earned on or after October 1, 2007, which includes net after-tax shares attributable to current payments and pre-tax shares attributable to deferrals.
- Flexible voluntary deferral provisions.
- No material benefits or perquisites.
- Our 2016 Long-Term Incentive Plan, most recently approved by shareholders at the 2021 Annual Meeting, includes a \$600,000 annual compensation limit on all forms of compensation for non-employee directors.

Stock retention requirement

The Board requires each director to hold the net after-tax shares (or, if deferred, a number of DSUs equal to the number of pre-tax shares underlying the DSUs) attributable to all annual stock retainers earned on or after October 1, 2007, until the director leaves the Board. Information regarding accumulated stock and DSUs is set forth under "Security ownership of management" beginning on page 108.

Shares or DSUs issued to 3M's directors as part of their annual stock retainer are subject to rigorous hold-until-departure requirements.

Prohibition of hedging, pledging, and other actions

The Company's stock trading policies prohibit the Company's directors and executive officers from (1) purchasing any financial instrument that is designed to hedge or offset any decrease in the market value of the Company's common stock, including prepaid variable forward contracts, equity swaps, collars, and exchange funds; (2) engaging in short sales related to the Company's common stock; (3) placing standing orders; (4) maintaining margin accounts; and (5) pledging 3M securities as collateral for a loan. All discretionary transactions in 3M securities by directors and executive officers must be pre-cleared with the Company's Legal Affairs department and conducted during approved trading windows.

- No hedging
- No short sales
- No standing orders
- No margin accounts
- No pledging

Audit Committee matters

Proposal

2



"FOR"

Ratification of the Appointment of Independent Registered Public Accounting Firm for 2023

- Ratify the appointment of PwC as 3M's independent registered public accounting firm for 2023.
- Based on its assessment of the qualifications and performance of PwC, the Audit Committee believes that it is in the best interests of the Company and its shareholders to retain PwC.

Recommendation of the Audit Committee

The Audit Committee of the Board of Directors unanimously recommends a vote **"FOR"** the ratification of the appointment of PwC as the Company's independent registered public accounting firm for 2023. Proxies solicited by the Board of Directors will be voted **"FOR"** ratification unless a shareholder indicates otherwise in voting the proxy.

The Audit Committee is directly responsible for the appointment, compensation (including approval of all fees), retention, and oversight of the Company's Independent Accounting Firm retained to perform the audit of our financial statements and our internal control over financial reporting.

The Audit Committee has appointed PwC to serve as 3M's Independent Accounting Firm for 2023. PwC has been 3M's Independent Accounting Firm since 1998. Prior to that, 3M's Independent Accounting Firm was Coopers & Lybrand from 1975 until its merger with Price Waterhouse in 1998. In accordance with SEC rules and PwC policy, audit partners are subject to rotation requirements to limit the number of consecutive years an individual partner may provide service to our Company. For lead and concurring audit partners, the maximum number of consecutive years of service in that capacity is five years. The process for selection of the Company's lead audit partner pursuant to this rotation policy involves a meeting between the Chair of the Audit Committee and the candidate for the role, as well as discussion by the full Committee and with management.

The Audit Committee annually reviews PwC's independence and performance in connection with the Audit Committee's determination of whether to retain PwC or engage another firm as our Independent Accounting Firm. In the course of these reviews, the Audit Committee considers, among other things:

- PwC's historical and recent performance on the 3M audit, including input from those 3M employees with substantial contact with PwC throughout the year about PwC's quality of service provided, and the independence, objectivity, and professional skepticism demonstrated throughout the engagement by PwC and its audit team;
- an analysis of PwC's known legal risks and significant proceedings;
- external data relating to audit quality and performance, including recent Public Company Accounting Oversight Board reports on PwC and its peer firms;
- PwC's independence;
- the appropriateness of PwC's fees, on both an absolute basis and as compared to its peer firms;
- PwC's tenure as our independent auditor and its familiarity with our global operations and businesses, accounting policies and practices and internal control over financial reporting; and
- PwC's capability and expertise in handling the breadth and complexity of our global operations, including the Company's phased implementation of an enterprise resource planning system on a worldwide basis over the next several years.

Based on this evaluation, the Audit Committee believes that PwC is independent and that it is in the best interests of the Company and our shareholders to retain PwC to serve as our Independent Accounting Firm for 2023.

We are asking our shareholders to ratify the selection of PwC as our Independent Accounting Firm for 2023. Although ratification is not required by our Bylaws or otherwise, the Board is submitting the selection of PwC to our shareholders for ratification as a matter of good corporate governance. If the selection of PwC is not ratified, the Audit Committee will consider whether it is appropriate to select another Independent Accounting Firm. Even if the selection is ratified, the Audit Committee may in its discretion select a different Independent Accounting Firm at any time during the year if it determines that such a change would be in the best interests of the Company and our shareholders.

PwC representatives are expected to attend the Annual Meeting where they will be available to respond to appropriate questions and, if they desire, to make a statement.

Audit Committee report

The Audit Committee oversees the Company's financial reporting process on behalf of the Board of Directors. The management of the Company is responsible for (i) the preparation of complete and accurate annual and quarterly consolidated financial statements (financial statements) in accordance with generally accepted accounting principles in the United States, (ii) maintaining appropriate accounting and financial reporting principles and policies and internal controls designed to assure compliance with accounting standards and laws and regulations, and (iii) an assessment of the effectiveness of internal control over financial reporting. The Independent Accounting Firm is responsible for planning and conducting in accordance with the standards of the Public Company Accounting Oversight Board (PCAOB) an audit of the Company's annual consolidated financial statements and a review of the Company's quarterly financial statements and expressing opinions on the Company's financial statements and internal control over financial reporting based on the integrated audits.

In this context, the Audit Committee has met and held discussions with management and the Independent Accounting Firm regarding the fair and complete presentation of the Company's results and the assessment of the Company's internal control over financial reporting. The Audit Committee has discussed significant accounting policies applied by the Company in its financial statements, as well as alternative treatments. Management has represented to the Audit Committee that the Company's consolidated financial statements were prepared in accordance with accounting principles generally accepted in the United States, and the Audit Committee has reviewed and discussed the consolidated audited financial statements with management and the Independent Accounting Firm. The Audit Committee has discussed with the Independent Accounting Firm matters required to be discussed pursuant to the applicable requirements of the PCAOB and the Securities and Exchange Commission with Audit Committees.

In addition, the Audit Committee has reviewed and discussed with the Independent Accounting Firm the auditor's independence from the Company and its management. As part of that review, the Audit Committee has received the written disclosures and the letters required by applicable requirements of the PCAOB regarding the Independent Accounting Firm's communications with the Audit Committee concerning independence, and the Audit Committee has discussed the Independent Accounting Firm's independence from the Company.

The Audit Committee also has considered whether the Independent Accounting Firm's provision of non-audit services to the Company is compatible with the auditor's independence. The Audit Committee has concluded that the Independent Accounting Firm is independent from the Company and its management.

The Audit Committee has discussed with the Company's Internal Audit Department and Independent Accounting Firm the overall scope of and plans for their respective audits. The Audit Committee meets with the Internal Auditor, Chief Compliance Officer, the General Counsel, and representatives of the Independent Accounting Firm in regular and executive sessions, to discuss the results of their examinations, the evaluations of the Company's internal controls, and the overall quality of the Company's financial reporting and compliance programs.

In reliance on the reviews and discussions referred to above, the Audit Committee has recommended to the Board of Directors, and the Board has approved, that the audited financial statements be included in the Company's Annual Report on Form 10-K for the year ended December 31, 2022, for filing with the Securities and Exchange Commission. Submitted by the Audit Committee

David B. Dillon, Chair
Thomas "Tony" K. Brown
Pamela J. Craig
Michael L. Eskew
Dambisa F. Moyo

Pedro J. Pizarro joined the Audit Committee after the Company's Annual Report on Form 10-K for the year ended December 31, 2022 was filed with the Securities and Exchange Commission and his name is therefore not included in the above report.

Audit Committee policy on pre-approval of audit and permissible non-audit services of the independent accounting firm

The Audit Committee is responsible for appointing and overseeing the work of the Independent Accounting Firm. The Audit Committee has established a policy requiring its pre-approval of all audit and permissible non-audit services provided by the Independent Accounting Firm.

The policy identifies the guiding principles that must be considered by the Audit Committee in approving services to ensure that the Independent Accounting Firm's independence is not impaired; describes the Audit, Audit-Related, Tax and All Other services that may be provided and the non-audit services that may not be performed; and sets forth the pre-approval requirements for all permitted services. The policy provides for the pre-approval of specific types of Audit, Audit-Related, Tax and Other services and a limited fee estimate range for such services on an annual basis. The policy also requires specific pre-approval of all permitted services not already included in the annual pre-approval. The Independent Accounting Firm is required to report periodically to the Audit Committee regarding the extent of services provided in accordance with their pre-approval and the fees for the services performed to date.

The Audit Committee's policy delegates to its Chair the authority to address requests for pre-approval of services in certain limited circumstances between Audit Committee meetings. The chair, in his discretion, must either seek immediate approval by e-mail from the other Audit Committee members, or report any pre-approval decisions to the Audit Committee for its approval at its next scheduled meeting.

The Audit Committee may not delegate to management the Audit Committee's responsibility to pre-approve permitted services of the Independent Accounting Firm.

All Audit, Audit-Related, Tax and All Other services described below were approved by the Audit Committee before services were rendered.

Fees of the independent accounting firm

The following table represents fees billed for professional services rendered by PwC for the audit of the Company's consolidated financial statements for the years ended December 31, 2021 and 2022, and fees billed for other services rendered by PwC during those periods.

Audit and non-audit fees (\$ in millions)

	2021	2022
Audit Fees	\$ 21.9	\$ 26.5
Audit-Related Fees	0.5	0.4
Tax Fees	0.5	0.3
All Other Fees	0.0	0.0
Total	\$ 22.9	\$ 27.2

In the above table, in accordance with SEC rules, "Audit" fees consisted of audit work and review services, as well as work generally only the independent registered public accounting firm can reasonably be expected to provide, such as statutory audits, comfort letters, consents, and review of documents filed with the Securities and Exchange Commission. In 2021 and 2022, these fees also included services related to the carve-out audit of the Food Safety business. In 2022, these fees also included services related to the carve-out audit of the Health Care business. "Audit-related" fees consisted principally of internal control and system audit procedures for periods prior to the rollout of the ERP system, agreed-upon procedures, employee benefit plan audits, and other attestation services. "Tax" fees consisted principally of tax compliance services in foreign jurisdictions, assistance with transfer pricing documentation, and advice on foreign and domestic tax related matters. "All Other" fees consist of licenses for accounting research software and other permissible services that do not fall into the three categories listed above.

Audit Committee restrictions on hiring employees of the independent accounting firm

The Audit Committee has adopted restrictions on the hiring by the Company of any PwC partner, director, manager, staff, reviewing actuary, reviewing tax professional, and any other persons having responsibility for providing audit assurance on any aspect of PwC's certification of the Company's financial statements. Audit assurance includes all work that results in the expression of an opinion on financial statements, including audits of statutory accounts.

Executive compensation

Proposal

3



"FOR"

Advisory Approval of Executive Compensation

- Approve, on an advisory basis, the compensation of our Named Executive Officers.
- Our executive compensation program appropriately aligns our executives' compensation with the performance of the Company and its business units as well as their individual performance.

Recommendation of the Board

The Board of Directors unanimously recommends a vote **"FOR"** this proposal for the reasons discussed below. Proxies solicited by the Board of Directors will be voted **"FOR"** this proposal unless a shareholder indicates otherwise in voting the proxy.

Section 14A of the Exchange Act provides our shareholders with the opportunity to approve, on an advisory basis, the compensation of the Named Executive Officers as described in this Proxy Statement. The Company has asked shareholders to vote on this type of proposal, known as a "say-on-pay" proposal, every year since 2011.

We believe that our executive compensation program is consistent with our core compensation principles and is structured to assure that those principles are implemented. At the Annual Meeting of Shareholders held on May 10, 2022, approximately 88 percent of the votes cast on this issue voted to approve the compensation of the Company's named executive officers as disclosed in last year's Proxy Statement. Although the vote was non-binding, the Compensation and Talent Committee believes this level of approval percentage indicates that our shareholders strongly support our core compensation principles and our executive compensation program.

Thus, the Company is submitting to shareholders the following resolution for their consideration and approval:

"RESOLVED, that the shareholders approve, on an advisory basis, the compensation of the Company's Named Executive Officers as disclosed in this Proxy Statement pursuant to the compensation disclosure rules of the Securities and Exchange Commission (including in the Compensation Discussion and Analysis, the accompanying compensation tables and related narrative)."

We encourage you to read the entire Compensation Discussion and Analysis portion of this Proxy Statement to learn more about our executive compensation program and the impact that our financial performance has on the annual and long-term incentive compensation earned by our leadership team.

While the Board of Directors and the Compensation and Talent Committee intend to carefully consider the results of the voting on this proposal when making future decisions regarding executive compensation, the vote is not binding on the Company or the Board and is advisory in nature. The Company currently holds advisory votes on the compensation of named executive officers annually. Assuming that the Company's shareholders vote in favor of maintaining the same frequency when voting on Proposal 4, the next such advisory vote is expected to occur at the 2024 Annual Meeting.

Proposal

4



Every
"1 year"

Advisory Approval on the Frequency of Advisory Votes on Executive Compensation

- Approve, on an advisory basis, the frequency of advisory votes on the compensation of our named executive officers.

Recommendation of the Board

The Board of Directors unanimously recommends a vote in favor of conducting an advisory vote on executive compensation every "1 year." Proxies solicited by the Board of Directors will be voted in favor of conducting an advisory vote on executive compensation every "1 year" unless a shareholder indicates otherwise in voting the proxy.

As required by Section 14A of the Exchange Act, the Company is providing its shareholders with the opportunity to cast an advisory vote on the frequency with which shareholders will be offered the opportunity to cast future advisory votes on the compensation of its named executive officers. Shareholders may choose from the following alternatives: 1 Year, 2 Years, 3 Years, or to abstain from voting on this proposal.

After careful consideration, the Board of Directors recommends annual ("1 Year") advisory votes on the compensation of the Company's executives. It continues to believe that annual votes will provide the clearest and most useful feedback from shareholders to the Company and the Compensation and Talent Committee in this important area and will confirm the Company's commitment to frequent and transparent communications with investors.

Shareholders are not voting to approve or disapprove of the Board's recommendation. Instead, shareholders have four choices with respect to this proposal: "1 Year," "2 Years," "3 Years," or "Abstain." For the reasons discussed above, we are asking our shareholders to vote for a frequency of "1 Year" when voting on this proposal.

While the Board of Directors and especially the Compensation and Talent Committee intend to carefully consider the results of the voting on this proposal, the vote is not binding on the Company or the Board and is advisory in nature.

Compensation discussion and analysis

This Compensation Discussion and Analysis describes 3M's executive compensation program, explains how 3M's Compensation and Talent Committee oversees and implements this program, and reviews the 2022 compensation for the executive officers identified below. Throughout this Compensation Discussion and Analysis and elsewhere in this Proxy Statement, we refer to this group of individuals as the "Named Executive Officers" or "NEOs." The titles shown below reflect the position of each Named Executive Officer as of March 1, 2023.



Michael F. Roman
Chairman of the Board and
Chief Executive Officer



Monish Patolawala
Executive Vice President, Chief
Financial and Transformation Officer



Peter D. Gibbons
Group President,
Enterprise
Operations



Jeffrey R. Lavers
Group President, Consumer and
Interim Group President, Health Care



Michael G. Vale
Group President,
Safety and
Industrial



Mojdeh Poul⁽¹⁾
Former Group
President, Health
Care

(1) Ms. Poul retired from employment with the Company, effective July 1, 2022.

See Appendix B to this Proxy Statement for the meaning of certain capitalized terms used throughout this Compensation Discussion and Analysis.

Table of Contents

Section I: Executive overview	58	Section IV: Incentive compensation attainments and awards	75
Section II: How we determine executive compensation	67	Section V: 2022 compensation decisions and performance highlights	81
Section III: Overview of compensation program design	70	Section VI: Ways in which we address risk and governance	86

CD&A highlights

Elements of 2022 target total direct compensation	61	2022 AIP attainments and payouts	75
Paying for performance	63	Status of outstanding performance share awards	78
Recent noteworthy compensation program actions	66	Performance share accruals based on 2022 performance	80
Compensation policies and practices	67		

Section I: Executive overview

2022 was a pivotal year for 3M. The Company took decisive actions that are foundational for our future, while maintaining an unwavering focus on the priorities of our shareholders, the needs of our customers, and our broader stakeholders.

Navigating macroeconomic challenges

The combination of ongoing litigation challenges together with significant external uncertainties, including inflation, supply chain disruptions, and slowing sales in key end-markets, impacted the Company's total shareholder return performance. In response, the Company took action to address inflation through selling price actions, proactively managed costs as demand softened throughout the year, and continued to address litigation challenges. To address supply chain disruptions, we did what was necessary to serve customers and reduce cycle times. We also navigated COVID-related lockdowns in China, reached agreement with the Flemish government to restart operations in Zwijndrecht, and exited our Russian business.

Building a stronger, leaner, and a more focused 3M

In 2022, we delivered the following financial results:

- Organic sales growth of 1.2 percent, which included a 2.0 percent headwind from the decline in disposable respirator demand and the Russia exit;
- Adjusted EPS of \$10.10;⁽¹⁾
- Adjusted free cash flow of \$4.7 billion;⁽¹⁾
- Adjusted free cash flow conversion of 82 percent;⁽¹⁾
- Reduced total debt by \$1.4 billion to strengthen our balance sheet; and
- Returned \$4.8 billion to shareholders through dividends and share repurchases.

We divested our Food Safety business, receiving approximately \$1 billion in consideration and reducing our outstanding share count by 16 million. We continued to progress the spin-off of our Health Care business, which will create two world-class public companies, each better positioned to drive growth and value creation. We also simplified and streamlined our supply chain organization and advanced our digital strategies to better serve customers.

As always, we put 3M science to work to solve customer needs and continued to make progress against our sustainability commitments to support employee health, safety, and well-being — including new flexible work arrangements and investments in our factories — and to advance diversity, equity, and inclusion priorities throughout our organization and the communities we serve.

Executive compensation program aligned with shareholders

Despite many of our positive financial and strategic results during 2022, as previously mentioned, we also faced several business challenges relating to ongoing litigation and an extremely fluid global macroeconomic and geopolitical environment with slowing growth, inflation, and supply chain disruptions. 3M's executive compensation program outcomes for 2022 reflected our slower than expected growth with pay realized by the Company's executives in 2022 closely aligned with the experience of our shareholder.

- The short-term incentive program paid out at 54 percent of target for our CEO and between 40.3 percent and 84.8 percent of target for our other Named Executive Officers;
- The long-term performance shares for the 2020-2022 performance period were earned at 94.8 percent of target, which represented 84.4 percent of the initial target grant value after considering the change in market value of 3M's common stock over the performance period and accounting for the dividend equivalents associated with earned performance shares; and
- The Company's 2022 performance also resulted in accruals significantly below target, at 6.8 percent and zero percent of target, for the 2022 performance year of the outstanding 2021 performance share awards (2021 – 2023 performance period, where 2022 performance is weighted 30 percent) and 2022 performance share awards (2022 – 2024 performance period, where 2022 performance is weighted 50 percent), respectively.

⁽¹⁾ See Appendix A to this Proxy Statement for a reconciliation of these non-GAAP financial measures to the most directly comparable GAAP financial measures.

Performance metrics used in 3M's 2022 annual and long-term incentive programs reflected sharpened focus on the Company's performance against the operating plan, cash flow growth, inventory, and receivables performance to position us for the future. The Committee also approved a new ESG performance payout modifier for the 2022 annual incentive program to support progress toward 3M's sustainability priorities and updated the benchmark used for the relative performance metric in the 2022-2024 long-term incentive program to improve alignment with 3M's business portfolio.

As we enter 2023, we are taking decisive actions to streamline the organization and improve our manufacturing and supply chain operations. We are staying close to our customers and continuing to invest in innovation as we forge the foundation for 3M's sustainable growth built on the strength of 3M's people, industry-leading innovation, advanced manufacturing, global capabilities, and our iconic brands.

Recent business accomplishments

Below are a few noteworthy accomplishments from January 1, 2022, through March 1, 2023.



Performance

- 2022 organic sales growth of 1.2 percent, \$10.10 adjusted earnings per share, adjusted free cash flow of \$4.7 billion with adjusted free cash flow conversion of 82 percent, while focusing on our customers and managing through an uncertain global macroeconomic and geopolitical environment*
 - Maintained strong spending discipline, addressed inflation through selling price actions, and drove operational improvements to address supply chain challenges
 - Strengthened the balance sheet providing financial flexibility, reduced total debt by \$1.4 billion, while returning \$4.8 billion to shareholders in 2022 via dividends and gross share repurchases
 - Over 105 consecutive years of paying dividends to shareholders and 65 consecutive years of ordinary dividend increases
- * See Appendix A to this Proxy Statement for a reconciliation of these non-GAAP financial measures to the most directly comparable GAAP financial measures.



Innovating for the future

- Continued to innovate for customers and capitalize on growth, productivity, and sustainability opportunities
- Invested \$3.6 billion in the combination of research and development and capital expenditures to position 3M for the future, including investments focused on growth, productivity, and sustainability — particularly water and air stewardship
- 3M innovation reduced customer GHG emissions by helping avoid emitting over 121 million metric tons of CO₂ equivalent. At the same time, reduced 54.2 million pounds of virgin fossil-based plastic use in products and packaging
- Launched 139 new products across our four market-leading business groups
- Awarded a total of 2,600 patents from patent offices around the world in 2022, including 562 patents granted to 3M by the United States Patent and Trademark Office, which brings to nearly 132,000 total patents awarded to 3M since our inception
- Invested in projects to reduce water usage, install purification technology at largest water-using locations and return higher quality water to the environment after usage



Portfolio management

- Announced the spin-off of our Health Care business with a focus on creating a leading global diversified healthcare company and a more focused 3M
- Enhanced shareholder value through active portfolio management, including the divestiture of our Food Safety business, consumer skin care brands Neobun™ and Neoplast™ in Thailand, and floor care products business in Europe, and the acquisition of LeanTee's technology assets to advance digital solutions for auto body shops
- Prioritized investments in growth, productivity, and sustainability
- Continued to invest in growth opportunities, aligned to global trends that take best advantage of 3M innovation, including in automotive electrification, industrial automation, biopharma processing, and home improvement
- Following through on sustainability commitments: investing \$1 billion over 20 years to accelerate air and water stewardship and plastics reduction goals
- Committed to exit PFAS manufacturing by the end of 2025



Transforming 3M operating model

- Advanced our business group-led operating model, including simplifying and streamlining our organization and further aligning to customers and go-to-market models for improved growth, operating agility, and accountability
- Focused on transformation including adjusting our operations and supply chain structure to the changing economic realities and advancing our digital strategies to better serve customers and improve efficiency of operations



People and culture

- Advanced diversity, equity, and inclusion within 3M and its communities with new investments and initiatives; issued annual diversity, equity, and inclusion report to strengthen accountability and transparency
- Continued to focus on employee health, safety, and well-being, including new flexible work arrangements and factory investments
- Honored by Ethisphere® Institute as one of “The World’s Most Ethical Companies®” for the 9th consecutive year
- Recognized as one of the “25 incredible companies that are building the best workplace cultures in the world.” 3M also secured 15 National Best Workplaces™ Awards

Elements of 2022 target total direct compensation

The table below shows how the 2022 target Total Direct Compensation of the Named Executive Officers was apportioned among base salary, annual incentives, performance share awards, stock options, and restricted stock units (RSUs), summarizes the rationale for providing and key characteristics of each such element, and lists the performance metrics, weightings, and modifiers used for annual and long-term incentives granted in 2022.

		2022 Pay Elements ⁽¹⁾		Why It Is Provided	Key Characteristics	2022 Performance Metrics, Weightings, and Modifiers ⁽²⁾
		CEO	Other NEOs			
Fixed Pay	Base Salary	9%	17%	<ul style="list-style-type: none"> Compensate executives for their normal day-to-day responsibilities 	<ul style="list-style-type: none"> Only component of compensation that is considered to be fixed rather than variable in nature 	
	Annual Incentive	17%	17%	<ul style="list-style-type: none"> Motivate executives to stay focused on day-to-day operations by aligning a significant portion of Total Cash Compensation with the near-term financial performance of the Company and its business units 	<ul style="list-style-type: none"> Performance metrics and goals approved by the Committee, which is comprised entirely of independent directors Payouts based on performance against preestablished business objectives over a 12-month period Payouts adjusted or left unchanged based on individual performance against preestablished goals and objectives and the Committee's determination of 3M's holistic performance against a set of preestablished objective ESG metrics Payouts cannot exceed 200% of an executive's weighted-average target annual incentive amount 	<ul style="list-style-type: none"> Local Currency Sales (of 3M or a business unit, as applicable) vs. Plan (50%) Operating Income (of 3M or a business unit, as applicable) vs. Plan (30%) 3M Operating Cash Flow Conversion vs. Plan (20%) Individual performance multiplier (± 20%) ESG modifier (± 10% of target)
Performance-based Pay	Performance Shares	37%	33%	<ul style="list-style-type: none"> Motivate executives to focus on continuously improving performance in key financial metrics believed to drive long-term shareholder value Retain executive talent 	<ul style="list-style-type: none"> Performance metrics and goals approved by the Committee, which is comprised entirely of independent directors Payouts based on performance against preestablished goals over three years Maximum payout equal to 200% of the target number of performance shares Cash-settled dividend equivalent rights that are payable only if the underlying shares are earned 	<ul style="list-style-type: none"> Earnings per Share Growth (33.3%) Free Cash Flow Growth (33.3%) Relative Organic Sales Growth (33.3%)
	Stock Options ⁽³⁾	37%	21%	<ul style="list-style-type: none"> Motivate executives to build long-term shareholder value Retain executive talent 	<ul style="list-style-type: none"> Provide value only if stock price increases Exercise price equal to the grant date closing price for a share of 3M common stock Ratable three-year vesting schedule Maximum term of 10 years 	<ul style="list-style-type: none"> Vesting is based on continued service, while value of the options is based on stock price appreciation (100%)
	Restricted Stock Units ⁽³⁾	0%	13%	<ul style="list-style-type: none"> Motivate executives to build long-term shareholder value Retain executive talent 	<ul style="list-style-type: none"> Three-year "cliff" vesting schedule Cash-settled dividend equivalent rights that are payable only if the underlying shares are earned 	<ul style="list-style-type: none"> Vesting is based on continued service, while value of the RSUs is based on total shareholder return (100%)
	Long-Term Incentives					

(1) Percentages shown reflect the apportionment (or, in the case of the percentages shown for the Other NEOs, the average

Executive compensation

apportionment) of the components of target total direct compensation that are expected to be recurring. Such amounts do not reflect special items such as hiring bonuses, one-time make-whole and inducement awards granted in connection with the commencement of employment, or retention awards. The percentages shown for the Other NEOs also do not reflect items provided to Ms. Poul, who retired in 2022. If Ms. Poul had been included, the percentages shown would have been as follows: Base Salary — 16%; AIP — 16%; PSAs — 34%; Stock Options — 17%; and RSUs — 17%. Numbers may not add to 100 percent due to rounding.

- (2) In determining the level of achievement of the performance goals established under the AIP and the performance share awards for any given period, the costs, sales and impact on assets and liabilities from acquisitions are excluded in the year that the acquisition is completed. The Committee also makes other adjustments from time to time for special items that it believes are unrelated to the operational performance of the Company for the relevant measurement period (e.g., changes in tax laws or accounting principles, asset write-downs, the impact of restructurings, divestitures, or asset sales, unusual tax transactions, litigation or claim judgments and settlements, and other special items described in management's discussion and analysis of financial conditions and results of operations appearing in the Company's annual/quarterly report to shareholders for the applicable period). These adjustments can have either a positive or negative impact on award payouts.
- (3) For the Company's CEO, the Committee chose to deliver 50 percent of the target grant value of his annual long-term incentive awards in the form of performance shares and the remaining 50 percent in the form of stock options. Each of the Company's other executives was given an opportunity to indicate a preference to receive 50 percent of the target grant value of their annual long-term incentive awards in the form of RSUs, stock options, or an equal split of both stock options and RSUs. Regardless of an executive's indicated preference, the remaining 50 percent of the target grant value of his or her 2022 annual long-term incentive awards was delivered in the form of performance shares. The percentages shown reflect the apportionment of stock options and RSUs based on the NEO's 2022 elections (other than our CEO, who was not offered an opportunity to make an election).

Paying for performance

One objective of our incentive compensation program is to align our Named Executive Officers' real pay delivery with performance. The Company's performance directly impacted incentive compensation pay outcomes for our Named Executive Officers as discussed below.

2022 annual incentive compensation

For the Named Executive Officers whose 2022 annual incentive compensation payout was calculated based on the Company's overall performance, the payout (before any adjustment for individual performance) was 54.0 percent of the target amount. The payouts reflect the Committee's view of our performance against the financial goals established for 2022, as shown below, and its decision not to increase or decrease the payouts using the ESG modifier.

All 2022 financial performance targets for the AIP were set at or above 2021 results. In approving these targets, the Committee considered 3M's internal business plans, which were reviewed and approved by the Board and reflected external market conditions, continuing uncertainty related to the COVID-19 pandemic, and other items. The targets were intended to be challenging and provide a similar level of rigor as those established for past years in order to provide a consistent incentive compensation opportunity.

Dollar Amounts in Millions

Performance Metric	Threshold (\$)	Target (\$)	Maximum (\$)	Actual vs. Target	Payout	Weighting	Weighted Payout %
Local Currency Sales vs. Plan	34,009	35,809	39,923	97%	71.9%	50%	36.0%
Operating Income ⁽¹⁾ vs. Plan	6,534	6,745	8,840	88%	40%	30%	12.0%
Operating Cash Flow Conversion ⁽¹⁾ vs. Plan	108%	109%	146%	86%	30%	20%	6.0%
Weighted-average payout percent for total Company performance (before adjustment for individual performance)							54.0%

(1) See Appendix A for the calculation of Operating Income and Operating Cash Flow Conversion.

For more information concerning the calculation of the 2022 annual incentive payout for each Named Executive Officer, including the threshold, target, and maximum goals and attainments used to calculate the annual incentive payouts of the Named Executive Officers who are paid, in part, based on the performance of a business group, see "2022 AIP attainments and payouts" on page 75.





Performance share award payouts and accruals (long-term incentive compensation)

The three-year performance period for the 2020 performance share awards issued to the Named Executive Officers ended on December 31, 2022. Based on the financial results achieved during 2020 – 2022 and excluding dividend equivalents, the Named Executive Officers received 94.8 percent of the target performance shares subject to their 2020 performance share awards. After considering the change in the market value of 3M's common stock over the three-year performance period and the additional shares delivered pursuant to the dividend equivalent rights granted as part of the 2020 performance share awards, the value of the total number of 3M shares delivered to the Named Executive Officers in settlement of these awards (determined using the closing price of a share of 3M common stock on the NYSE for December 31, 2022) equaled 84.4 percent of the initial target grant value approved by the Committee.

Executive compensation

When evaluating the payouts for these awards against the Company's performance, it is important to keep in mind the weightings applied to each year (2020 — 50 percent; 2021 — 30 percent; and 2022 — 20 percent) and each metric (Relative Organic Volume Growth — 40 percent; Return on Invested Capital — 20 percent; Earnings per Share Growth — 20 percent; and Free Cash Flow Conversion — 20 percent). As illustrated in the charts below, the payout of 2020 performance share awards reflects the mixed results achieved during the performance period.

2020 performance share award results (2020-2022 performance period)

		Performance Levels	Payout Level (% of Target)	Performance Year and Weighting	Actual Result*	Actual Payout (% of Target)	
Earnings Per Share Growth		Threshold**	4%	4%	Year 1 – 50%	-5.7%	0%
		Target	8%	20%	Year 2 – 30%	14.4%	12%
		Maximum	12%	40%	Year 3 – 20%	-0.2%	0%
Relative Organic Volume Growth		Threshold**	-1%	8%	Year 1 – 50%	2.6%	40%
		Target	0.5%	40%	Year 2 – 30%	0.1%	9.4%
		Maximum	2%	80%	Year 3 – 20%	-7.2%	0%
Return on Invested Capital		Threshold**	18%	4%	Year 1 – 50%	17.1%	0%
		Target	20%	20%	Year 2 – 30%	19.5%	4.8%
		Maximum	23%	40%	Year 3 – 20%	18.4%	1.5%
Free Cash Flow Conversion		Threshold**	95%	4%	Year 1 – 50%	132%	20%
		Target	100%	20%	Year 2 – 30%	101%	7.1%
		Maximum	105%	40%	Year 3 – 20%	82%	0%
Total						94.8%	

* Results reflect certain adjustments that the Committee believed were appropriate to better reflect the Company's performance during the performance period. See Appendix A to this Proxy Statement for a reconciliation of earnings per share, free cash flow, and free cash flow conversion to our results for the most directly comparable financial measures as reported under GAAP, and the calculation of return on invested capital.

** No payout is provided for below threshold performance.

The Company's 2022 performance will also impact the payouts of the 2021 performance share awards and 2022 performance share awards, where the weighting of 2022 performance is 30 percent and 50 percent, respectively. To illustrate this point, the charts below show the percent of target performance shares accrued each year during the relevant performance period based on the Company's performance.

Percent of target performance shares accrued by year* (excluding dividend equivalents)



The final payout percentage for each performance share award equals the sum of the payout percentages for each year during the performance period based on the Company's performance against the financial goals approved by the Committee at the beginning of the performance period.

* Amounts shown reflect the percent of target shares accrued based on the performance results for the specified year. The sum of the percentages accrued for each year during the performance period may differ slightly from the final total payout reported due to rounding.

For more information concerning the overall status of the performance share awards that were outstanding on December 31, 2022, the metrics, goals and weightings for such awards, and the impact that the Company's 2022 performance had on such awards, see "Status of outstanding performance share awards" and "Performance share accruals based on 2022 performance" beginning on pages 78 and 80, respectively.

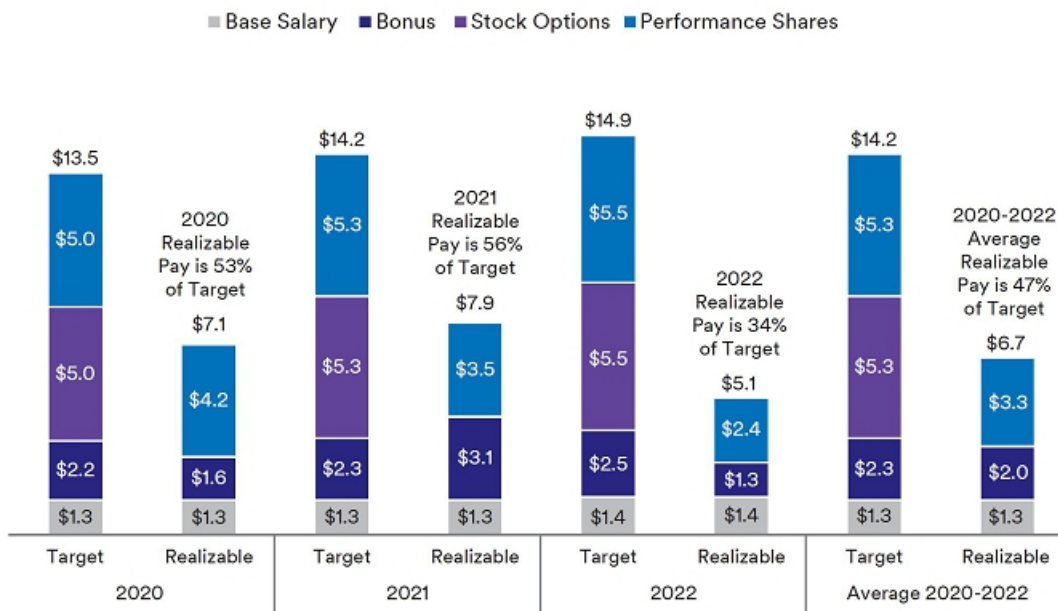
Impact of changes in stock price

The performance of 3M's stock has a material impact on the amount of compensation realized by our Named Executive Officers. Our stock ownership guidelines also require covered executives, including the Named Executive Officers, to own amounts of Company stock having a value exceeding a specified multiple of their base salary. If the market price of 3M's stock declines, so does the value of the stock they own. Similarly, all long-term incentives awarded to our Named Executive Officers are equity-based and therefore increase or decrease in value consistent with 3M's total shareholder return or, in the case of stock options, the value of 3M's common stock.

The stock and stock options held by our Named Executive Officers throughout 2022 decreased in value during the year as the closing price for a share of the Company's common stock on the NYSE decreased from \$177.63 on December 31, 2021, to \$119.92 on December 30, 2022, at which time all outstanding stock options held by our Named Executive Officers were underwater. Likewise, the value of the performance shares and restricted stock units held by our Named Executive Officers throughout the year decreased consistent with the one-year total shareholder return for the Company's stock.

The chart below shows how our CEO's target Total Direct Compensation for each of the last three fiscal years compared to his realizable pay as of the end of each such year and demonstrates that our compensation programs have been working as the Committee intended to align our CEO's realizable pay to the Company's performance. Realizable pay provides a retrospective look at pay versus performance that reflects the intrinsic value of equity awards granted during the year.

Target Total Direct Compensation vs. Realizable CEO Compensation (\$ millions)



Amounts reflected in the realizable compensation figures shown in the chart above reflect (a) base salary earned during the year specified; (b) annual incentive compensation earned during the year specified; (c) the intrinsic value of all stock options granted to our CEO during the year specified, as determined using the closing price for a share of 3M common stock on the NYSE for December 30, 2022 (\$119.92); and (d) the intrinsic value of performance share awards (including the related dividend equivalents) granted to our CEO during the year specified, as determined based on actual performance results for years 2020 through 2022, assuming target performance for years after 2022, and using the closing price for a share of 3M common stock on the NYSE for December 30, 2022 (\$119.92). These amounts do not correspond to amounts reported in the Summary Compensation Table for the applicable fiscal year.

Say-on-pay results

3M has a history of strong say-on-pay results. As it has in past years, the Committee will consider the results of this year's say-on-pay proposal, as well as feedback from our shareholders, when making future executive compensation decisions.

For information concerning our investor outreach efforts, see "Shareholder outreach and engagement" on page 11.

3-year average votes
cast in favor of say-on-
pay proposal



Recent noteworthy compensation program actions

Since January 1, 2022, the Committee took the noteworthy actions described below as part of the Company's executive compensation program.

- Effective for the 2022 annual incentive compensation program offered to eligible employees, updated the metrics and weightings with the intent of sharpening focus on performance against the operating plan, prioritizing operating cash flow conversion as a key driver of operating value, and enhancing focus on inventory and receivables performance. For more information about the new design, see "Annual incentive" on page 71.
- Added a new ESG modifier to the formula used to calculate the annual incentive compensation earned by the Company's senior executives, including our Named Executive Officers. Beginning in 2022, amounts earned by the Company's senior executives may be increased 10 percent of target, decreased 10 percent of target, or left unchanged based on the Committee's assessment of 3M's performance against a selection of pre-set objective ESG goals. For more information about the new ESG modifier, see "Annual incentive — ESG Modifier" on page 72.
- Effective for grants made to executives in 2022, updated the metrics, weightings, and certain other aspects of the Company's performance share awards. The changes generally are intended to strengthen the link to value creation for 3M in the current environment and better align the macro benchmark used as the basis of the relative metric with 3M's business portfolio. For more information, see "Long-term incentives — 2022 performance share awards" on page 72.
- Beginning with the annual grants made in 2022, increased (from 25 percent to 50 percent) the portion of the target grant value that the Company's executives (other than our CEO) may ask to receive in the form of stock options, restricted stock units, or a combination of both. Regardless of an executive's indicated preference, the remaining 50 percent of the target grant value of his or her 2022 annual long-term incentive awards was delivered in the form of performance shares.
- Effective August 11, 2022, amended the Executive Severance Plan to cap at target the amount of any payment under the Annual Incentive Plan that relates to the period following the participant's termination of employment.

Compensation policies and practices

Our compensation program is designed to provide appropriate performance incentives and avoid compensation practices that do not promote the interests of our shareholders.

We do

- ✓ Maintain strong alignment between corporate performance and executive officer compensation by having a majority of Total Direct Compensation consist of performance-based compensation.
- ✓ Conduct an annual assessment for the purpose of identifying and mitigating significant economic and reputational risks in the design of our incentive compensation programs.
- ✓ Have a comprehensive clawback policy that covers both cash and equity compensation and includes provisions addressing reputational and financial risk as well as risk management failures.
- ✓ Maintain a long-term incentive plan that provides for forfeiture of awards if an employee engages in misconduct.
- ✓ Use an independent compensation consultant retained by, and reporting directly to, the Committee.
- ✓ Limit the number and amount of executive perquisites.
- ✓ Prohibit our executive officers from hedging or pledging 3M common stock.
- ✓ Maintain robust stock ownership guidelines for executive officers.
- ✓ Conduct competitive benchmarking to align executive compensation with the market.

We do not

- ✗ Have employment or change in control agreements with any of our executive officers.
- ✗ Provide tax gross ups on executive perquisites, other than for taxable relocation benefits.
- ✗ Have agreements that would provide automatic “single-trigger” accelerated vesting of equity compensation or excise tax gross-up payments to any of our executive officers upon a change in control.
- ✗ Pay dividends or dividend equivalents on unearned equity awards.
- ✗ Reprice stock options without the approval of 3M shareholders, except for “anti-dilution” adjustments (such as adjustments in connection with a stock split, spinoff, etc.).

Section II: How we determine executive compensation

Principles

The Company maintains global compensation principles that are intended to ensure that our compensation practices are fair and reasonable as applied to both executive and non-executive employees. These principles align with the Company’s vision and strategies, balance both individual and enterprise performance, and seek to provide wages and benefits that are competitive in the most-relevant markets to employees based on roles, responsibilities, skills, and performance.

With respect to 3M’s executive compensation program, we use the following core principles, which are intended to support our pay-for-performance philosophy:

- Total Direct Compensation should be competitive to attract the best talent to 3M, motivate executives to perform at their highest levels, reward individual contributions that improve the Company’s ability to deliver outstanding performance, and retain those executives with the leadership abilities and skills necessary for building long-term shareholder value;
- The portion of Total Direct Compensation that is at-risk and performance-based should increase with the level of an individual’s responsibility;
- The program should balance incentives for delivering outstanding long-term, sustainable performance against the potential to encourage inappropriate risk-taking;
- The metrics and targets for earning performance-based incentives should be consistent with, and aligned to, increasing shareholder value over the long term; and
- A significant portion of each executive’s personal net worth should be tied to the value of 3M common stock as further motivation to build long-term shareholder value and mitigate the risk of inappropriate risk-taking.

To monitor and support the effectiveness of this program, the Committee periodically reviews the compensation principles used for setting target annual Total Cash Compensation for the Company’s global workforce and approves the methodology for determining annual long-term incentive target grant values for employees eligible to receive such awards. The Company also periodically compares its pay components to those of other premier companies and adjusts them as necessary to stay competitive and attract, retain, and motivate a highly qualified, diverse workforce at all levels throughout the organization, not just for its executives.

Roles and responsibilities

The Company believes that a collaborative process best ensures that compensation decisions reflect the principles of our executive compensation program. Set forth below is a summary of the roles and responsibilities of the key participants that were involved in making decisions relating to the compensation that our Named Executive Officers earned in 2022.

Responsible Party	Primary Roles and Responsibilities Relating to Compensation Decisions
Compensation and Talent Committee (Composed solely of independent, non-employee directors and reports to the Board)	<ul style="list-style-type: none"> ● Reviews the design of, and risks associated with, the Company’s compensation policies and practices; ● Approves the compensation of our Chief Executive Officer, subject to ratification by the independent members of the Board of Directors; ● Approves the compensation of our other Named Executive Officers; ● Approves the performance metrics, goals, modifiers, payout slopes, and other elements used in the performance-based long-term and short-term incentive compensation arrangements of our executive officers; ● Approves annual performance goals and objectives for our Chief Executive Officer; ● Conducts an annual evaluation of our Chief Executive Officer’s performance and reviews such evaluation with the independent members of the Board of Directors; and ● Approves all changes to the composition of the executive compensation peer group.
Independent Non-employee Members of the Board of Directors	<ul style="list-style-type: none"> ● Considers the Committee’s annual evaluation of our Chief Executive Officer’s performance; and ● Considers the Committee’s actions regarding the compensation of our Chief Executive Officer and, if deemed appropriate, ratifies such actions.
Independent Consultant to the Compensation and Talent Committee* (FW Cook)	<ul style="list-style-type: none"> ● Provides the Committee with advice regarding the design of all elements of the Company’s executive compensation program; ● Reviews and provides an assessment of the material economic and reputational risks associated with the Company’s incentive compensation programs; ● Reviews and provides an independent assessment of materials provided to the Committee by management of the Company; ● Provides advice and recommendations to the Committee regarding the composition of compensation peer groups; ● Provides expert knowledge of regulatory developments, marketplace trends, and best practices relating to executive compensation and competitive pay levels; ● Makes recommendations regarding the compensation of the Named Executive Officers (including our Chief Executive Officer); and ● Regularly attends and actively participates in meetings of the Committee, including executive sessions.
Chief Executive Officer (Assisted by our Executive Vice President and Chief Human Resources Officer and other Company employees)	<ul style="list-style-type: none"> ● Approves annual performance goals and objectives for the Named Executive Officers (other than himself); ● Conducts an annual performance evaluation for each of the Named Executive Officers (other than himself) and presents the results to the Committee; and ● Makes recommendations to the Committee with respect to the compensation of the Named Executive Officers (other than himself) based on the final assessment of their performance.

* During 2022, the Committee was assisted by its independent compensation consultant, FW Cook. Other than the support that it provided to the Committee, FW Cook provided no other services to the Company or 3M management, except for independent advisory support to the Nominating and Governance Committee on the compensation of 3M’s non-employee directors so that valuation methodologies and peer groups are consistent with those used for executives and other employees. During the year, the Committee considered an evaluation of the independence of FW Cook based on the relevant regulations of the Securities and Exchange Commission and the NYSE listing standards. The Committee concluded that the services performed by FW Cook did not raise any noteworthy conflicts of interest.

Use of market data

We compete for executive talent in a global market. To ensure that we are providing Total Direct Compensation that is competitive, the Committee annually considers the available pay data of two peer groups: an executive compensation peer group and a survey peer group.

Executive compensation peer group

For 2022, the executive compensation peer group consisted of the companies identified below (which remained the same as in the previous year), as recommended by the Committee's independent compensation consultant and approved by the Committee. The companies in this executive compensation peer group were selected because (1) their performance was monitored regularly by the same market analysts who monitor the performance of 3M (investment peers) and they are considered major business-segment competitors used internally for performance comparisons, or (2) they met certain criteria based on similarity of their business, market capitalization (based on an eight-quarter rolling average), annual revenues, and/or Midwest corporate headquarters, and compete with 3M for capital or talent.

(Dollars in millions)

Latest Four Quarters Revenues⁽¹⁾

Johnson & Johnson	\$ 94,943
The Procter & Gamble Company	\$ 80,281
General Electric Company	\$ 76,555
The Boeing Company	\$ 66,608
Caterpillar Inc.	\$ 59,427
Deere & Company	\$ 55,646
Abbott Laboratories	\$ 43,653
Honeywell International Inc.	\$ 35,466
3M Company	\$ 34,229
Danaher Corporation	\$ 31,471
Medtronic plc	\$ 30,806
Johnson Controls International plc	\$ 25,505
Eaton Corporation plc	\$ 20,752
Kimberly-Clark Corporation	\$ 20,175
Emerson Electric Co.	\$ 19,846
Parker-Hannifin Corporation	\$ 17,182
TE Connectivity Ltd.	\$ 16,304
Illinois Tool Works Inc.	\$ 15,932
Corning Incorporated	\$ 14,189
DuPont de Nemours, Inc.	\$ 13,017
75th Percentile	\$ 57,537
Mean	\$ 38,829
Median	\$ 30,806
25th Percentile	\$ 18,514
3M Percentile Rank	59%

Trailing Eight-Quarter Average Market Capitalization⁽¹⁾

Johnson & Johnson	\$ 441,620
The Procter & Gamble Company	\$ 345,223
Danaher Corporation	\$ 199,600
Abbott Laboratories	\$ 199,175
Honeywell International Inc.	\$ 134,831
Medtronic plc	\$ 132,946
Deere & Company	\$ 111,398
The Boeing Company	\$ 110,910
Caterpillar Inc.	\$ 110,735
General Electric Company	\$ 94,693
3M Company	\$ 83,375
Illinois Tool Works Inc.	\$ 66,274
Eaton Corporation plc	\$ 60,440
Emerson Electric Co.	\$ 52,773
Johnson Controls International plc	\$ 44,408
Kimberly-Clark Corporation	\$ 43,863
TE Connectivity Ltd.	\$ 41,703
Parker-Hannifin Corporation	\$ 37,266
DuPont de Nemours, Inc.	\$ 34,678
Corning Incorporated	\$ 29,484
75th Percentile	\$ 133,889
Mean	\$ 120,633
Median	\$ 94,693
25th Percentile	\$ 44,135
3M Percentile Rank	48%

(1) All data shown was obtained from Standard & Poor's Capital IQ. Revenues are stated in millions for the latest four quarters disclosed as of February 28, 2023. Market Capitalizations are stated in millions as of February 28, 2023.

The Committee, with assistance from its independent compensation consultant, periodically reviews the composition of the executive compensation peer group to determine whether any changes are appropriate. Following its review in August 2022, the Committee determined that no changes were needed at that time.

The Company receives market surveys with pay data and information on the executive compensation practices at the companies in 3M's executive compensation peer group from Aon plc.

Survey peer group

For 2022, there were approximately 350 comparator companies in the survey peer group. Although the number and identity of the companies varies from year to year and from survey to survey, each of the companies included in the survey peer group had annual revenue exceeding \$10 billion. All companies in the survey peer group also participate in one or more executive compensation surveys obtained from three consulting firms: Aon plc, FW Cook, and Willis Towers Watson plc. Pay data for the survey peer group is statistically regressed (based on annual revenues) to recognize

the different sizes of the comparator companies as compared to the size of 3M. The pay data for the survey peer group is then used to assess the reasonableness of the executive compensation peer group data received, helping to ensure that the Company's compensation objectives are being met. The Committee does not review the identity of the companies in the survey peer group.

How the Committee establishes target compensation levels

The Committee considers pay data from the executive compensation peer group as one of several reference points it uses to inform its decisions about overall compensation opportunities and specific compensation elements. The Committee does not benchmark specific compensation elements or total compensation to any specific percentile relative to the Peer Groups or the broader United States market. The Committee instead applies informed judgment in establishing targeted pay levels for the Named Executive Officers, considering pay data from the executive compensation peer group and other factors, such as:

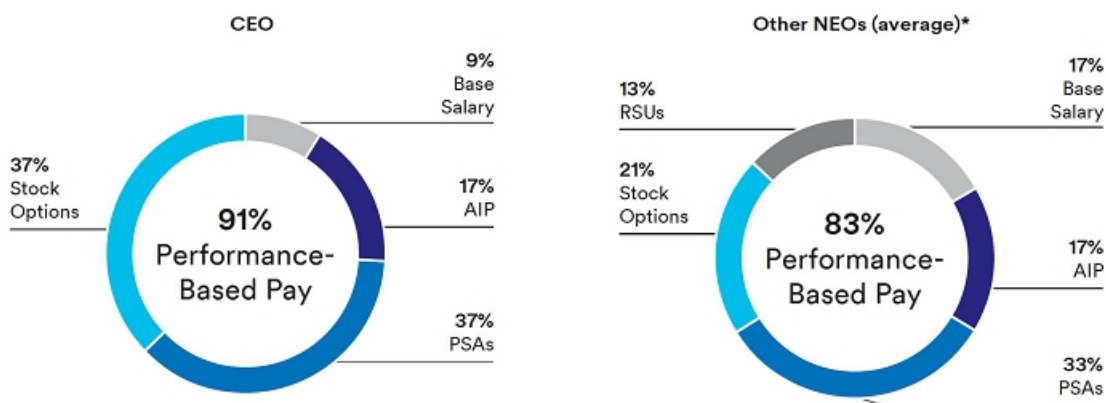
- the breadth and complexity of the executive's duties and responsibilities;
- the quality of the executive's leadership;
- the financial and operational performance of the business activities for which the executive is responsible;
- the executive's ability to successfully achieve assigned goals related to company culture;
- the annual performance evaluation that Mr. Roman, assisted by 3M's Executive Vice President and Chief Human Resources Officer and other Company employees, completes for each Named Executive Officer (other than himself) and the annual performance evaluation that the Committee completes for Mr. Roman;
- the executive's ability to successfully achieve assigned goals related to environmental, social, and governance matters, including sustainability goals;
- the executive's performance rating for the prior year;
- experience and time in their current position (or other positions with comparable duties and responsibilities); and
- internal pay equity.

The Committee also uses information on the executive compensation practices at companies in the executive compensation peer group when considering design changes to the Company's executive compensation program. Overall, the Company believes that use of this information from the Peer Groups enables the Committee to create better alignment between executive pay and performance and to help ensure that 3M can attract and retain high-performing executive leaders.

Section III: Overview of compensation program design

Target total direct compensation mix for 2022

The illustrations below show how the 2022 target Total Direct Compensation of our CEO and other Named Executive Officers was apportioned among base salary, annual incentives, performance share awards, restricted stock units, and stock options. To provide a better representation of the intended mix of annual compensation provided to the Named Executive Officers, the percentages shown below do not take into consideration non-recurring special items such as one-time make-whole and inducement awards granted in connection with the commencement of employment or retention awards.



Abbreviations: AIP = annual incentive pay; PSAs = performance share awards; RSUs = restricted stock units.

* Amounts shown reflect the average apportionment for all Named Executive Officers other than Mr. Roman and Ms. Poul. If Ms. Poul had been included, the percentages shown would have been as follows: Base Salary — 16%; AIP — 16%; PSAs — 34%; Stock Options — 17%; and RSUs — 17%. Numbers may not add to 100 percent due to rounding.

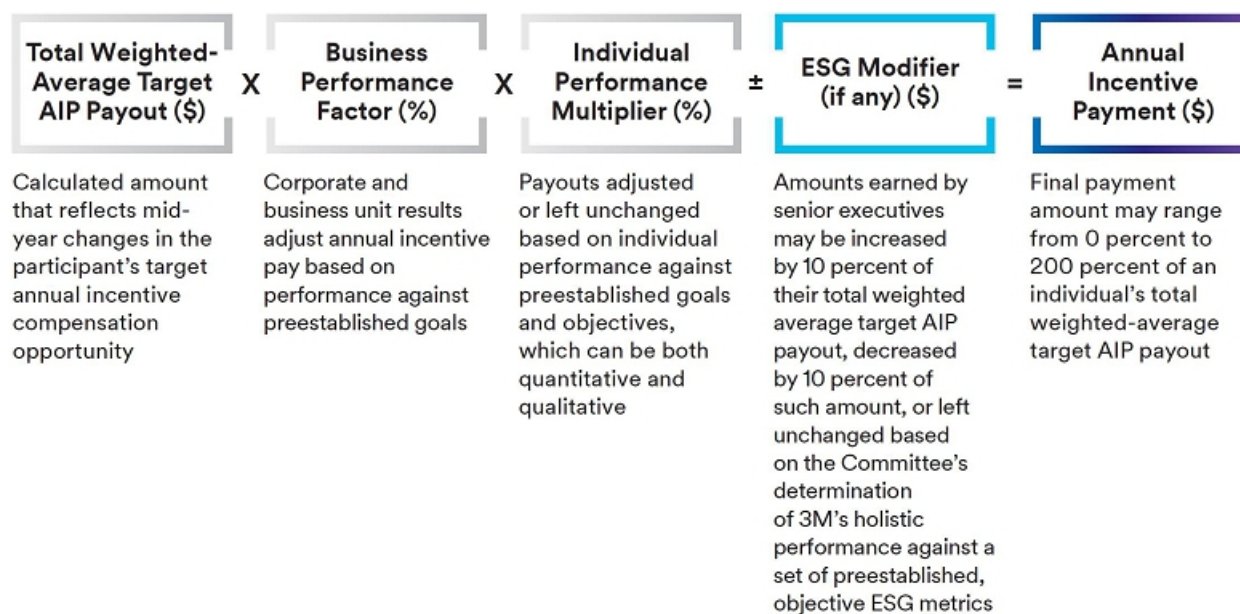
Annual incentive

3M provides its executives with an opportunity to earn annual incentive compensation under the 3M Annual Incentive Plan, which we refer to as the "AIP." Participation in the AIP is intended to align a significant portion of participants' Total Cash Compensation with the near-term financial performance of the Company and its business units. Each executive is assigned a target amount of annual incentive compensation as part of his or her target Total Cash Compensation, but the actual amount paid under the AIP depends on the financial performance of 3M and its relevant business units and the executive's individual performance, in each case, measured against preestablished goals and objectives.

New AIP design for 2022. In consultation with its independent compensation consultant and following discussions with management of the Company, the Committee approved significant changes to the design of the AIP offered to the Company's executive officers in 2022 by:




- replacing the business unit and total 3M economic profit metrics with new metrics tied to business unit Operating Income and total 3M Operating Cash Flow Conversion to sharpen focus on performance against the operating plan, prioritize Operating Cash Flow Conversion as a key driver of operating value, and enhance focus on inventory and receivables performance as key contributors to cash;
- updating the weightings to place a stronger emphasis on items within the control of the business units and improve alignment with market practices; and
- adding a modifier to incentivize the executive team to exceed the Committee's expectations on progress toward our ESG goals and hold them accountable when they fall short of the Committee's expectations.

Basic calculation. For 2022, the amount a participant earned under the AIP was calculated using the formula shown below.



Business performance factor. The business performance factor is determined based on the performance of 3M and, in some cases, the business unit(s) for which each Named Executive Officer had responsibility throughout the year against three metrics, as indicated in the table below.

The 2022 performance target for each metric and business unit shown was set at or above 2021 results.

Performance Metric		Local Currency Sales vs. Plan	Operating Income vs. Plan	Operating Cash Flow Conversion vs. Plan
Weighting				
Business Unit Used to Calculate Business Performance Factor	Mr. Roman	3M Worldwide	3M Worldwide	3M Worldwide
	Mr. Patolawala	3M Worldwide	3M Worldwide	3M Worldwide
	Mr. Gibbons	3M Worldwide	3M Worldwide	3M Worldwide
	Mr. Lavers	Consumer & 3M Worldwide	Consumer & 3M Worldwide	3M Worldwide
	Mr. Vale	Safety and Industrial	Safety and Industrial	3M Worldwide
	Ms. Poul	Health Care	Health Care	3M Worldwide

Individual performance multiplier. The amount of annual incentive compensation paid to an eligible employee may be increased, decreased, or left unchanged depending on his or her performance during the year. When determining the individual performance multipliers to be used for the Named Executive Officers, the Committee considers the individual performance of the Named Executive Officers using the performance evaluations described under “How the Committee establishes target compensation levels” on page 70.

ESG Modifier. Amounts earned by senior executives may be increased by 10 percent of target, decreased by 10 percent of target, or left unchanged based on the Committee’s determination of 3M’s holistic performance against a set of preestablished, objective ESG metrics (referred to as the “ESG Scorecard”). For 2022, the metrics included on the ESG Scorecard related to the Company’s carbon and water commitments; operational improvements in the area of environment, health, and safety; progress on key social measures; and on-time completion of required ethics and compliance training.

Long-term incentives

In order to improve alignment with the Company’s practices for non-executive employees and mitigate potential retention challenges associated with pay delivery, the Committee increased (from 25 percent to 50 percent) the portion of the target grant value that the Company’s executives (other than our CEO) may ask to receive in the form of RSUs, stock options, or an equal split of both stock options and RSUs. Regardless of an executive’s indicated preference, the remaining 50 percent of the target grant value of his or her 2022 annual long-term incentive awards was delivered in the form of performance shares. For the Company’s CEO, the Committee chose to deliver 50 percent of the target grant value of his annual long-term incentive awards in the form of performance shares and the remaining 50 percent in the form of stock options. The terms of the 2022 performance share awards, 2022 stock options, and 2022 restricted stock units are described in detail below.

In limited circumstances, our Named Executive Officers also may receive other equity awards on an ad hoc basis as new hires or for recognition and retention, promotions, or other purposes. For additional information about a special restricted stock unit award granted to Mr. Lavers in July 2022 in connection with a significant expansion of his duties and responsibilities and as a further incentive for Mr. Lavers to remain with the Company, see “Section V: 2022 compensation decisions and performance highlights — Jeffrey R. Lavers — Compensation Decisions” on page 84.

2022 performance share awards

In consultation with its independent compensation consultant and following discussions with management of the Company, the Committee approved significant changes to the design of the performance shares awarded in 2022 by:




- replacing the Free Cash Flow Conversion metric with a Free Cash Flow Growth metric that is intended to strengthen the link to shareholder returns by measuring cash flow improvement;
- replacing the Relative Organic Volume Growth metric with a Relative Organic Sales Growth metric that is intended to enhance alignment with the Company’s operating plan and external guidance;

- eliminating the Return on Invested Capital metric in order to place greater emphasis on other metrics that are believed to have a stronger link to value creation for 3M in the current environment; and
- changing the benchmark used for the relative metric (from the Worldwide IPI to a weighted blend of the Worldwide IPI and the Worldwide GDP for the relevant period) in order to improve alignment of the macro benchmark with 3M's business portfolio.

Performance shares awarded in 2022 will result in the issuance of actual shares of 3M common stock to 3M's Named Executive Officers if the Company achieves certain financial goals over the years 2022, 2023, and 2024. The number of shares of 3M common stock that will be issued for each 2022 performance share is linked to the Company's performance as measured by the equally weighted criteria of Earnings per Share Growth, Relative Organic Sales Growth, and Free Cash Flow Growth. These performance criteria were selected because they are aligned with 3M's operating plan and the financial objectives communicated to shareholders, and the Committee believes that they are important drivers of long-term shareholder value. Attainment of these three independent performance criteria is measured separately for each calendar year during the three-year measurement period, with each year weighted as follows: 2022 — 50 percent; 2023 — 30 percent; and 2024 — 20 percent. However, the targets against which the Company's performance is measured over the course of the three-year performance period are fixed at the time the grant is awarded, subject to adjustments only in limited circumstances (such as a stock split, spinoff, etc.).

The actual number of shares of 3M common stock that will be delivered at the end of the three-year performance period ending on December 31, 2024, may be anywhere from 0 percent to 200 percent of the target number of performance shares awarded, depending on the performance of the Company over the course of the performance period. However, an executive may forfeit all or a portion of such shares if he or she does not remain employed by the Company throughout the three-year performance period. Each performance share award also includes cash-settled dividend equivalent rights that are payable only on the final number of shares earned.

For awards tied to the achievement of performance goals over the years 2022, 2023, and 2024, the Committee approved the targets shown below for determining the number of shares of 3M common stock to be delivered for each target performance share awarded, with the total number of shares actually delivered being the sum of the number of shares earned as a result of the Company's achievement of each of the three financial goals. If the Company's performance as measured by any of these performance criteria falls between any of the percentages listed below, the number of shares of 3M common stock earned will be determined by linear interpolation.

2022 Performance Share Award Targets		2022	2023-2024	Payout Level (% of Target)	
		Performance Levels*	Performance Levels*		
Earnings Per Share Growth		Threshold**	1%	3%	6 2/3%
		Target	4%	6%	33 1/3%
		Maximum	7%	9%	66 2/3%
Relative Organic Sales Growth		Threshold**	-1.5%	-1.5%	6 2/3%
		Target	0.0%	0.0%	33 1/3%
		Maximum	1.5%	1.5%	66 2/3%
Free Cash Flow Growth		Threshold**	-7%	3%	6 2/3%
		Target	-4%	6%	33 1/3%
		Maximum	-1%	9%	66 2/3%

* After considering the Company's 2022 operating plan and its long-term strategic plan, the Committee decided to set the threshold, target, and maximum goals as shown based on expectations for each year, with certain goals being set higher for 2023 and 2024. The Committee believes all of the goals were set consistent with, and aligned to, the Company's strategic priorities and its objective of increasing shareholder value over the long term. The 2022 Free Cash Flow Growth target was set below 2021 results due to an anticipated increase in capital expenditures for growth and sustainability investments and the cash impact from capitalization of research and development for U.S. tax purposes. The 2023-2024 Free Cash Flow Growth target was set at a higher level, reflecting expectations for a stronger macroeconomic environment. Each of the targets was intended to be challenging and provide a similar level of rigor as those established for past years in order to provide a consistent incentive compensation opportunity.

** No payout is provided for below threshold performance.

The above targets are not a prediction of how 3M will perform during the years 2022 through 2024 or any other period in the future. The sole purpose of these formulas, which were approved by the Committee at the time the awards were granted, is to establish a method for determining the number of shares of 3M common stock to be delivered for the performance share awards described above. 3M is not providing any guidance, nor updating any prior guidance, of its future performance with the disclosure of these formulas, and you are cautioned not to rely on these formulas as a prediction of 3M's future performance.

2022 stock options

Stock options granted to the Named Executive Officers in 2022 as part of their annual long-term incentive compensation have the following features:

- an exercise price equal to the closing price of a share of 3M common stock on the NYSE for the date of grant;
- a ratable three-year vesting schedule; and
- a maximum term of 10 years.

2022 restricted stock units

Restricted stock unit awards granted to the Named Executive Officers in 2022 as part of their annual long-term incentive compensation have the following features:

- a three-year “cliff” vesting schedule; and
- cash-settled dividend equivalent rights that are payable only if the underlying shares are earned.

Benefits and perquisites

The Company’s Named Executive Officers participate in the same health care, disability, life insurance, pension, and 401(k) benefit plans available to most of the Company’s U.S. employees. They also are eligible to receive certain additional benefits and perquisites that are provided for the executives’ convenience (relocation assistance for moves required by 3M, financial planning assistance, and meals when attending to 3M business, for example), financial security (nonqualified deferred compensation plans and additional group term life insurance coverage, for example), personal security (home security equipment/monitoring, for example) or personal health (on-site exercise facilities and physical exams, for example). Our Named Executive Officers and other employees also may receive Company tickets for sporting or other events. The Company believes that the benefits and perquisites offered generally are similar to those of our peers and assist in attracting and retaining executives. In some cases, there is no incremental cost to the Company associated with providing these additional benefits and perquisites (physical exams and certain tickets to events, for example) or the executives pay all or a substantial portion of the incremental costs incurred by the Company (on-site exercise facilities, for example).

These additional benefits and perquisites generally are provided on a consistent basis only to a limited group of our most senior U.S. employees (including all of the Named Executive Officers), although enhanced personal security equipment and monitoring is provided only to our Chief Executive Officer.

The Company also operates aircraft that are used by our senior officers and other employees to conduct company business. For personal security reasons, the Board of Directors requires our Chief Executive Officer to use the Company’s aircraft for all air travel, both business and personal. Our Chief Executive Officer’s spouse and other guests also may accompany him on flights.

The incremental cost to the Company of providing these additional benefits to the Named Executive Officers is reflected in the All Other Compensation Table. No tax gross ups are provided on any of these additional benefits and perquisites other than taxable relocation benefits.

Section IV: Incentive compensation attainments and awards

2022 AIP attainments and payouts

During 2022, the Committee provided the Named Executive Officers with the opportunity to earn short-term incentive compensation under the AIP. Each Named Executive Officer's target annual incentive for the year equaled the difference between his or her target Total Cash Compensation and annual base salary (weighted to reflect mid-year adjustments, if appropriate).

Business performance factor. For purposes of measuring business performance against the targets established for 2022 and converting that performance into a business performance factor determined in accordance with the terms of the AIP, each Named Executive Officer was assigned to an appropriate business unit for each metric (the entire Company, in some cases). The metrics, relevant business unit, goals, and attainments used to calculate the business performance factor for each Named Executive Officer are shown below.

Business performance factor calculation for Mr. Roman, Mr. Patolawala, Mr. Gibbons, and, for the period July 1 thru December 31, Mr. Lavers^{*, **}

Dollar amounts in millions

Performance Metric	Business Unit	Threshold (\$)	Target (\$)	Maximum (\$)	Actual vs. Target	Payout %	Weighting	Weighted Payout %
Local Currency Sales vs. Plan	3M Worldwide	34,009	35,809	39,923	97%	71.9%	50%	36.0%
Operating Income vs. Plan	3M Worldwide	6,534	6,745	8,840	88%	40%	30%	12.0%
Operating Cash Flow Conversion vs. Plan	3M Worldwide	108%	109%	146%	86%	30%	20%	6.0%
Business Performance Factor								54.0%

Business performance factor calculation for Mr. Lavers for the period January 1 thru June 30^{*, **}

Dollar amounts in millions

Performance Metric	Business Unit	Threshold (\$)	Target (\$)	Maximum (\$)	Actual vs. Target	Payout %	Weighting	Weighted Payout %
Local Currency Sales vs. Plan	Consumer	5,377	5,442	6,312	93%	34.4%	50%	17.2%
Operating Income vs. Plan	Consumer	1,065	994	1,441	79%	0%	30%	0.0%
Operating Cash Flow Conversion vs. Plan	3M Worldwide	108%	109%	146%	86%	30%	20%	6.0%
Business Performance Factor								23.2%

Executive compensation

Business performance factor calculation for Mr. Vale *

Dollar amounts in millions

Performance Metric	Business Unit	Threshold (\$)	Target (\$)	Maximum (\$)	Actual vs. Target	Payout %	Weighting	Weighted Payout %
Local Currency Sales vs. Plan	Safety and Industrial	11,082	12,106 12,046	13,009	101%	112.5%	50%	56.3%
Operating Income vs. Plan	Safety and Industrial	2,113	2,371 2,486	2,859	95%	75%	30%	22.5%
Operating Cash Flow Conversion vs. Plan	3M Worldwide	108%	109% 127%	146%	86%	30%	20%	6.0%
Business Performance Factor								84.8%

Business performance factor calculation for Ms. Poul *

Dollar amounts in millions

Performance Metric	Business Unit	Threshold (\$)	Target (\$)	Maximum (\$)	Actual vs. Target	Payout %	Weighting	Weighted Payout %
Local Currency Sales vs. Plan	Health Care	8,450	8,881 9,185	9,920	97%	71.9%	50%	36.0%
Operating Income vs. Plan	Health Care	1,856	1,857 2,184	2,512	85%	25%	30%	7.5%
Operating Cash Flow Conversion vs. Plan	3M Worldwide	108%	109% 127%	146%	86%	30%	20%	6.0%
Business Performance Factor								49.5%

* Results reflect certain adjustments that the Committee believed were appropriate to better reflect the Company's performance during the performance period. See Appendix A to this Proxy Statement for a reconciliation of Operating Income and Operating Cash Flow Conversion to our results for the most directly comparable financial measures as reported under GAAP.

** Consistent with the approach taken for other employees who participate in the AIP and support multiple businesses, Mr. Lavers was assigned to the 3M Worldwide business unit for the portion of the year that he served as both Group President, Consumer and Interim Group President, Health Care.

Individual performance multiplier. The amount of annual incentive compensation paid to an eligible employee may be increased, decreased, or left unchanged depending on his or her performance during the year. The Committee determined the individual performance multiplier for each Named Executive Officer, as shown in the table under "Final 2022 AIP payouts" below, based upon the annual performance evaluation completed for each Named Executive Officer other than Ms. Poul. The Committee generally does not conduct detailed performance assessments for executives who depart the Company before the end of the year, but instead discusses the former executive's performance with the Company's Chief Executive Officer to determine whether a sufficient basis exists to increase or decrease the executive's AIP payout for the year on the basis of individual performance. Following this approach, the Committee discussed Ms. Poul's 2022 performance with Mr. Roman and decided not to increase or decrease the amount of her prorated 2022 AIP payout based on individual performance. For a listing of selected 2022 performance highlights of each Named Executive Officer (other than Ms. Poul), see "Section V: 2022 compensation decisions and performance highlights" beginning on page 81.

ESG Modifier. Amounts earned by the Company's senior executives may be increased by 10 percent of target, decreased by 10 percent of target, or left unchanged based on the Committee's assessment of 3M's overall performance against a collection of pre-set objective ESG goals. For 2022, the ESG goals approved by the Committee related to the Company's carbon and water commitments, operational improvements in the area of environment, health, and safety, progress on key social measures, and on-time completion of required ethics and compliance training. 3M successfully achieved most of its 2022 ESG goals. After reviewing the Company's performance, the Committee decided not to increase or decrease the senior executives' 2022 annual incentive payouts using the ESG modifier.

Final 2022 AIP payouts. At its meeting in February 2023, the Committee approved (and with respect to Mr. Roman, the independent members of the Board of Directors ratified) a payment under the AIP to each Named Executive Officer, as shown below.

Named Executive Officer	(a) Total Weighted- Average Target AIP Payout* (\$)	(b) Business Performance Factor	(c) Individual Performance Multiplier**	(d) ESG Modifier (\$)	(e) = (a) x (b) x (c) + (d) Approved 2022 AIP Payout (\$)
Michael F. Roman	2,460,938	54.0%	100%	—	1,327,676
Monish Patolawala	1,224,917	54.0%	120%	—	793,011
Peter D. Gibbons	774,299	54.0%	100%	—	417,734
Jeffrey R. Lavers	729,370	40.3%***	100%	—	293,751
Michael G. Vale	773,381	84.8%	100%	—	655,440
Mojdeh Poul	369,242	49.5%	100%	—	183,107

* Amounts shown reflect mid-year adjustments to target Total Cash Compensation. The amounts shown for Ms. Poul also have been prorated to reflect the portion of the year worked for the Company.

** For a listing of selected 2022 performance highlights of each Named Executive Officer, see "Section V: 2022 compensation decisions and performance highlights" beginning on page 81.

*** The final Business Performance Factor shown reflects differences in the target annual incentive compensation opportunity in effect for Mr. Lavers during the portions of the year he was assigned to different business units.

2022 long-term incentive awards

After considering the most recent long-term incentive compensation data available from companies in the Peer Groups and after taking into account its evaluation of their individual performance during 2021, the Committee approved (and in the case of Mr. Roman, the independent members of the Board of Directors ratified) the final target grant values shown below for the Named Executive Officers' 2022 long-term incentive compensation awards. For ease of comparison, the table below also shows the final target compensation values of the Named Executive Officers' 2021 long-term incentive compensation awards.

Name	Target Grant Value of 2021 Annual Awards (\$)	Target Grant Value of 2022 Annual Awards (\$)
Michael F. Roman	10,500,000	11,000,000
Monish Patolawala	4,290,000	5,590,000
Peter D. Gibbons (joined 3M effective November 29, 2021)	—*	3,020,000
Jeffrey R. Lavers	2,081,000	2,700,000**
Michael G. Vale	2,705,300	3,020,000
Mojdeh Poul	2,081,000	3,926,000

* Excludes the target grant value of special one-time make-whole and inducement awards granted in connection with his commencement of employment.

** In May 2022, the Board approved a significant expansion of Mr. Lavers' duties and responsibilities, effective July 1, 2022, to include serving as the Interim Group President, Health Care, in addition to his existing role as Group President, Consumer. The target grant value of Mr. Lavers' 2022 annual awards shown here excludes the value of a special restricted stock unit award granted to him in connection with the expansion of his duties and responsibilities and as a further incentive for Mr. Lavers to remain with the Company. For additional information, see "Section V: 2022 compensation decisions and performance highlights — Jeffrey R. Lavers — Compensation Decisions" on page 84.

Executive compensation

Each of the Company's executives (other than its CEO) was given an opportunity to indicate a preference to receive 50 percent of the target grant value of their annual long-term incentive awards in the form of RSUs, stock options, or an equal split of both stock options and RSUs. Regardless of an executive's indicated preference, the remaining 50 percent of the target grant value of their 2022 annual long-term incentive awards was delivered in the form of performance shares. For the Company's CEO, the Committee chose to deliver 50 percent of the target grant value of his annual long-term incentive awards in the form of performance shares and the remaining 50 percent in the form of stock options.

Status of outstanding performance share awards

The Company's annual award cycle and three-year performance periods result in an overlap of awards. For example, the performance goals for 2022 performance share awards relate to the years 2022, 2023, and 2024. Similarly, the performance goals for 2021 performance share awards relate to the years 2021, 2022, and 2023, and so on, as shown below. Performance against the goals established for each award are measured separately for each calendar year during the measurement period, with each year weighted as shown below in parenthesis. The Committee believes this structure reduces motivation to maximize performance in any one period by providing the highest-level rewards only by building sustainable long-term results.

Award	2019	2020	2021	2022	2023
2019 PSA	Year 1 (50%)	Year 2 (30%)	Year 3 (20%)		
2020 PSA		Year 1 (50%)	Year 2 (30%)	Year 3 (20%)	
2021 PSA			Year 1 (50%)	Year 2 (30%)	Year 3 (20%)

The Committee periodically reviews the Company's performance against the goals established for each performance share award throughout the duration of its measurement period. The tables below summarize the status of the different performance share awards held by the Named Executive Officers as of December 31, 2022.

2022 PSA (2022-2024 measurement period)

Performance Measures and Weighting	Threshold	Performance Levels Target		Maximum	Three-year Performance Period – Actual Performance Level Achieved ⁽¹⁾		
		2022 (Year 1; weighted at 50%)	2023 (Year 2; weighted at 30%)		2024 (Year 3; weighted at 20%)		
Earnings per Share Growth (33 1/3%) ⁽²⁾	2022: 1:0% 2023/24: 3.0%	2022: 4:0% 2023/24: 6.0%	2022: 7:0% 2023/24: 9.0%		-0.2%		
Relative Organic Sales Growth (33 1/3%) ⁽³⁾	-1.5%	0.0%	1.5%		-1.7%		
Free Cash Flow Growth (33 1/3%)	2022: -7:0% 2023/24: 3.0%	2022: -4:0% 2023/24: 6.0%	2022: -1:0% 2023/24: 9.0%		-21.5%		

2021 PSA (2021-2023 measurement period)

Performance Measures and Weighting	Performance Levels			Three-year Performance Period – Actual Performance Level Achieved ⁽¹⁾		
	Threshold	Target	Maximum	2021 (Year 1; weighted at 50%)	2022 (Year 2; weighted at 30%)	2023 (Year 3; weighted at 20%)
Earnings per Share Growth (20%) ⁽²⁾	4.0%	8.0%	12.0%	14.4%	-0.2%	
Relative Organic Volume Growth (40%) ⁽⁴⁾	-1.0%	0.5%	2.0%	0.1%	-7.2%	
Return on Invested Capital (20%)	16.0%	18.0%	21.0%	19.5%	18.4%	
Free Cash Flow Conversion (20%)	95.0%	100.0%	105.0%	100.9%	81.8%	

2020 PSA (2020-2022 measurement period)

Performance Measures and Weighting	Performance Levels			Three-year Performance Period – Actual Performance Level Achieved ⁽¹⁾		
	Threshold	Target	Maximum	2020	2021	2022
				(Year 1; weighted at 50%)	(Year 2; weighted at 30%)	(Year 3; weighted at 20%)
Earnings per Share Growth (20%) ⁽²⁾	4.0%	8.0%	12.0%	-5.7%	14.4%	-0.2%
Relative Organic Volume Growth (40%) ⁽⁴⁾	-1.0%	0.5%	2.0%	2.6%	0.1%	-7.2%
Return on Invested Capital (20%)	18.0%	20.0%	23.0%	17.1%	19.5%	18.4%
Free Cash Flow Conversion (20%)	95.0%	100.0%	105.0%	132.3%	100.9%	81.8%

(1) Results reflect certain adjustments that the Committee believed were appropriate to better reflect the Company's performance during the performance period. See Appendix A to this Proxy Statement for a reconciliation of earnings per share, free cash flow, and free cash flow conversion to our results for the most directly comparable financial measures as reported under GAAP, and the calculation of return on invested capital.

(2) For purposes of calculating Earnings per Share Growth for any given fiscal year, the baseline earnings per share figure is set equal to the final adjusted earnings per share figure used to calculate the Earnings per Share Growth attainment for the preceding year. As a result, any increase in earnings per share attributable to adjustments in one fiscal year necessarily will make it more difficult for the Company to achieve its Earnings per Share Growth target in the following year.

(3) The reported level of performance for Relative Organic Sales Growth has been determined, in part, using a weighted blend of Worldwide IPI and Worldwide GDP, as reported by S&P Global Market Intelligence on January 17, 2023.

(4) The reported level of performance achieved for Relative Organic Volume Growth has been determined, in part, using the Worldwide IPI for each relevant period, as reported by S&P Global Market Intelligence on January 17, 2023. The final performance level achieved may vary based on changes in reported Worldwide IPI for the relevant period.

Performance share accruals based on 2022 performance

The table below shows the number of shares of 3M common stock that were accrued (excluding dividend equivalents) for the outstanding performance share awards held by each Named Executive Officer based on the Company's performance during 2022.

Name	Performance Share Award	Target Number of Performance Shares	Fraction of Each Target Performance Share Accrued Based on 2022 Performance	Total Number of Shares Accrued Based on 2022 Performance ⁽¹⁾	Market Value of Shares Accrued Based on 2022 Performance ⁽²⁾ (\$)
Michael F. Roman	2022 PSA	37,997	0.000	—	—
	2021 PSA	29,761	0.068	2,027	243,037
	2020 PSA	32,676	0.014	471	56,433
	Total				299,470
Monish Patolawala ⁽³⁾	2022 PSA	19,310	0.000	—	—
	2021 PSA	12,160	0.068	828	99,305
	2020 PSA	11,825	0.014	170	20,429
	Total				119,734
Peter D. Gibbons ⁽⁴⁾	2022 PSA	10,432	0.000	—	—
	Total				—
Jeffrey R. Lavers	2022 PSA	9,327	0.000	—	—
	2021 PSA	5,899	0.068	402	48,155
	2020 PSA	1,654	0.014	24	2,858
	Total				51,013
Michael G. Vale	2022 PSA	10,432	0.000	—	—
	2021 PSA	7,668	0.068	522	62,610
	2020 PSA	7,412	0.014	107	12,805
	Total				75,415
Mojdeh Poul ⁽⁵⁾	2022 PSA	2,262	0.000	—	—
	2021 PSA	2,950	0.068	201	24,091
	2020 PSA	6,347	0.014	91	10,957
	Total				35,048

(1) The amounts in this column reflect the number of shares accrued (excluding dividend equivalents) based on, among other things, Worldwide IPI for the 2022 calendar year, as reported by S&P Global Market Intelligence on January 17, 2023. The final number of shares accrued may vary in the event of changes in Worldwide IPI reported by S&P Global Market Intelligence. Due to rounding, the numbers shown in this column may not equal the result obtained by multiplying the Target Number of Performance Shares by the Shares Accrued Per Target Performance Share Based on 2022 Performance.

(2) Represents the closing price of a share of 3M common stock on the NYSE for December 30, 2022 (\$119.92), multiplied by the total number of shares accrued (before rounding and excluding dividend equivalents) based on the Company's 2022 performance.

(3) Mr. Patolawala joined the Company and was appointed its Chief Financial Officer effective July 1, 2020.

(4) Mr. Gibbons joined the Company and was appointed its Group President, Enterprise Operations, effective November 29, 2021.

(5) In accordance with the terms of the awards, the target number of performance shares subject to each of Ms. Poul's outstanding performance share awards was reduced based on her July 1, 2022, retirement. Prior to this reduction, the target number of performance shares subject to Ms. Poul's outstanding performance share awards was as follows: 2022 performance share award — 13,563 shares; 2021 performance share award — 5,899 shares; and 2020 performance share award — 7,616 shares.

Although shares of 3M common stock are accrued annually for each outstanding performance share award, an executive may forfeit all or a portion of the shares otherwise issuable pursuant to his or her award if he or she does not remain employed by the Company throughout the entire three-year performance period.

For additional information concerning the manner in which the compensation of the Named Executive Officers is determined and the role of the Compensation and Talent Committee and its advisors, see "Section II: How we determine executive compensation — Roles and responsibilities" on page 68.

Section V: 2022 compensation decisions and performance highlights

Michael F. Roman

Chairman of the Board and Chief Executive Officer

Selected 2022 performance highlights

- Led transformation in 3M's portfolio for value creation and growth, through the successful completion of the divestiture of the Food Safety business, and laying the groundwork for the announced intent to spin-off the Health Care business to create two world-class public companies.
- Announced 3M's commitment to exit all PFAS manufacturing by end of 2025 and work to discontinue use of PFAS across the product portfolio by end of 2025, positioning 3M for continued sustainable growth.
- Took actions towards the efficient and equitable resolution of litigation related to Combat Arms Earplugs Version 2 (CAEv2) manufactured by 3M's subsidiary, Aearo Technologies LLC, and continued to advance PFAS litigation strategies.
- Built agility and resilience within 3M through key steps in the face of changing market dynamics. This included taking strong pricing actions to offset inflation and proactively managing costs as demand softened through the year, as well as navigating COVID-related lock downs in China and supply chain disruptions.
- Led the suspension of business in Russia in Q1 2022 and the exit of all operations in Russia and Belarus in Q4 2022.
- Delivered on environmental commitments, exceeding 2022 goals towards carbon neutrality, reduced water use (including the implementation of new water reduction technology at the 3M Cordova plant), and improved water quality.
- Drove further progress towards 3M's social justice commitments. This included exceeding goals for U.S. diverse supplier spend, delivering more than a million learning experiences for individuals from underrepresented groups, and more than 40,000 work hours in skills-based service. Additionally, positive advancements continued toward increasing diversity in management and increasing representation of underrepresented groups in our U.S. employee population.
- Continued the development of 3M's senior leadership team, including the appointment of a new Executive Vice President, Enterprise Risk Management, and advancing the pipeline to leadership. Additionally, ensured more than 90 percent of eligible employees completed new Learning Tracks for skill building, and supported the first full year of Work Your Way, 3M's global, trust-based approach to where, when, and how work is done.

Compensation decisions

In February 2022, the Committee approved, and the independent members of the Board ratified, the following compensation actions with respect to Mr. Roman:

- a 5.6 percent increase, effective April 1, 2022, to target Total Cash Compensation (from \$3,712,500 to \$3,918,750), which included a base salary increase (from \$1,350,000 to \$1,425,000); and
- the issuance of long-term incentive awards with an aggregate target grant value of \$11 million, which was split equally between performance shares and stock options.

The increase to Mr. Roman's target Total Cash Compensation was intended to progress his compensation closer to the market median.

In February 2023, the Committee approved, and the independent members of the Board ratified, a 2022 AIP payout for Mr. Roman in the amount of \$1,327,676, which represented 54.0 percent of his target. See "Section IV: Incentive compensation attainments and awards — 2022 AIP attainments and payouts" beginning on page 75 for more information.

Monish Patolawala

Executive Vice President, Chief Financial and Transformation Officer

Selected 2022 performance highlights

- As both CFO and transformation officer, played pivotal role in the successful completion of the Food Safety business divestiture and in leading the design for the spin off of Health Care and the separation management.
 - Supported the creation of a future roadmap for 3M, aligned to strong end-markets where 3M wins, while delivering through tight operating rigor and a strong cash position. This included:
 - Ensuring prioritization and accountability for critical infrastructure, environmental, safety and social capital allocation, while optimizing capital among other categories for growth, cost, digital, etc.
 - Driving continued improvement in operating rigor, championing a daily management discipline with a focus on the “reds” and leaning into the needed trade-off decisions in a dynamic market environment
 - Working with key internal and external partners, supported the Chapter 11 filing and restructuring of Aeero Technologies LLC to help facilitate the efficient and equitable resolution of CAEv2 litigation.
 - Drove compliance culture by strong “tone at the top.”
 - Continued the development and operational effectiveness of 3M’s Finance team, building skills and advancing representation, simplifying structure, and eliminating process waste (such as reducing 3M’s closing cycle by three days).
 - Continued to promote business and finance literacy across 3M through speaking engagements, podcasts, and other forums.
 - Actively mentored key talent across 3M and championed A3CTION, the 3M Asian employee affinity group in the U.S.
-

Compensation decisions

In February 2022, the Committee approved the following compensation actions with respect to Mr. Patolawala in recognition of his exceptional performance in 2021:

- a 9.8 percent increase, effective April 1, 2022, to target Total Cash Compensation (from \$2,166,480 to \$2,378,354), which included a base salary increase (from \$1,083,240 to \$1,106,211); and
- the issuance of long-term incentive awards with an aggregate target grant value of \$5,590,000, which was split 50 percent performance shares, 25 percent restricted stock units and 25 percent stock options.

In May 2022, the Committee approved an extension of Mr. Patolawala’s relocation benefits through December 31, 2022, due to an unanticipated delay in the completion of his new residence as a result of supply chain and labor shortage issues.

In February 2023, the Committee approved a 2022 AIP payout for Mr. Patolawala in the amount of \$793,011, which represented 64.8 percent of his target. See “Section IV: Incentive compensation attainments and awards — 2022 AIP attainments and payouts” beginning on page 75 for more information.

Peter D. Gibbons

Group President, Enterprise Operations

Selected 2022 performance highlights

- Navigated COVID-related lock downs in China and continued supply chain disruptions and constraints throughout 2022, responding to changing market dynamics through the year, such as addressing labor availability shortages during the first half of the year and taking subsequent actions to adjust staffing levels in the second half.
- Increased operating rigor and visibility to key performance drivers, ultimately driving critical actions to reduce inventory and improve backlog and spending.
- In his first full year at 3M, evaluated performance and efficiency of operations and service to customers, and announced fundamental steps to redesign the operating model, to deliver improved performance in environmental, health and safety (EHS), inventory, cost, and service.
- In partnership with SVP EHS & Product Stewardship, assessed and addressed operational improvement actions, setting the tone from the top by personally conducting more than 30 site visits. Together, they developed the Responsible Operations model and launched a focus on “Safety Always” across 3M.
- Enhanced communication and transparency across the end-to-end supply chain, advanced external and internal leadership talent, and actively championed 3M Pride, the 3M LGBTQ+ global employee resource network.

Compensation decisions

In February 2022, the Committee approved the following compensation actions with respect to Mr. Gibbons:

- a 11.6 percent increase, effective April 1, 2022, to target Total Cash Compensation (from \$1,452,000 to \$1,620,000), which included a base salary increase (from \$784,806 to \$810,000); and
- the issuance of long-term incentive awards with an aggregate target grant value of \$3,020,000, which was split equally between performance shares and restricted stock units.

The increase to Mr. Gibbons’ target Total Cash Compensation was intended to progress his compensation closer to the market median.

In February 2023, the Committee approved a 2022 AIP payout for Mr. Gibbons in the amount of \$417,734, which represented 54.0 percent of his target. See “Section IV: Incentive compensation attainments and awards — 2022 AIP attainments and payouts” beginning on page 75 for more information.

Jeffrey R. Lavers

Group President, Consumer and Interim Group President, Health Care

Selected 2022 performance highlights

- Led the Consumer business through a challenging year with headwinds of restricted supply resulting from material shortages and labor constraints, and dynamic changes in demand from the market. In managing through these dynamics, won vendor of the year recognition from several key customers.
 - Took decisive action to adapt to a dynamic market, driving pricing to address inflation, reducing inventory and backlogs, and delivering efficiencies for customers and 3M through geographic and business consolidations and the full integration of Meguiar's business and systems.
 - Continued to drive portfolio transformation, including the divestiture of two subsidiaries and reprioritization/exit of low gross margin products and portfolios.
 - Saw strong performance of new consumer products in a challenging environment, including gains in digital footprint with data management and the launch of Digital Post-it® notes.
 - Assumed additional responsibility for the interim leadership of the Health Care business mid-year. Health Care markets faced ongoing pandemic related challenges, including labor shortages, supply chain disruptions and inflation. Addressed efficiency and effectiveness through significant reorganization efforts to drive agility and efficiency, and support customer demand.
 - With the announcement of the intent to spin off the Health Care business, actively led and engaged teams on many aspects of enterprise to establish the needed components for an effective and successful transaction.
 - Was champion for the Women's Leadership Forum and more recently became the Executive Sponsor for the 3M Latin Resource Network, in addition to personal mentoring and supporting development of talent across the enterprise. Advanced social justice commitments through the Consumer business focus on equity in housing.
 - Became a member of the Board for the Retail Industry Leaders Association.
-

Compensation decisions

In February 2022, the Committee approved the following compensation actions with respect to Mr. Lavers:

- a 24.7 percent increase, effective April 1, 2022, to target Total Cash Compensation (from \$1,198,000 to \$1,494,000), which included a base salary increase (from \$647,519 to \$747,000); and
- the issuance of long-term incentive awards with an aggregate performance-adjusted target grant value of \$2,700,000, which was split equally between performance shares and stock options.

The increase to Mr. Lavers' target Total Cash Compensation was intended to progress his compensation closer to the market median.

In May 2022, in connection with a significant expansion of Mr. Lavers' duties and responsibilities to include serving as the Interim Group President, Health Care, in addition to his existing role as Group President, Consumer, the Committee approved a 8.4 percent increase, effective July 1, 2022, to his base salary (from \$747,000 to \$810,000) and target Total Cash Compensation (from \$1,494,000 to \$1,620,000) to better align that portion of his compensation with the breadth of the duties and responsibilities that accompany his expanded role. Given the significant expansion of Mr. Lavers' duties and responsibilities and the strong desire to retain a proven top performing business leader through a critical period for 3M, the Committee also approved, effective July 1, 2022, a special restricted stock unit award for Mr. Lavers with a target grant value of \$1,000,000. The special restricted stock unit award will vest in a single installment on the first anniversary of the grant date; provided, that Mr. Lavers remains in employment with 3M through such date.

In February 2023, the Committee approved a 2022 AIP payout for Mr. Lavers in the amount of \$293,751, which represented 40.3 percent of his target. See "Section IV: Incentive compensation attainments and awards — 2022 AIP attainments and payouts" beginning on page 75 for more information.

Michael G. Vale

Group President, Safety and Industrial

Selected 2022 performance highlights

- Navigated the Russia business suspension, China lockdowns, supply chain disruptions, and several force majeure events, through rigorous daily management and driving key actions relating to price, productivity, and portfolio optimization, while maintaining direct engagement with customers and channel partners.
- Led with agility through changing demands in N95 respirator production to ensure the appropriate supply response to new variants of COVID and adjusting to the changing profile of use across geographies.
- Continued to advance a pipeline of innovation and a focus on digital, automated, and sustainable programs, including adoption of the RepairStack platform by 1,000 auto body shops in 2022 and continued adoption of the Finesse-it™ paint repair system by automotive plants.
- Accelerated progress in the substitution of fluorochemical materials across the Safety and Industrial portfolio in advance of 3M's announced intent to work to discontinue use of PFAS across the product portfolio by end of 2025.
- Continued to drive social justice initiative to promote skills trades. Championed the U.S. based Military Support Network and was awarded the 3M 2022 US Women's Leadership Forum Executive Award (an award nominated by the Women's Leadership Forum employee resource network) as a result of his active leadership connecting with all employee groups throughout the year and his focus on diversity, equity, and inclusion.

Compensation decisions

In February 2022, the Committee approved the following compensation actions with respect to Mr. Vale:

- a 12.2 percent increase, effective April 1, 2022, to target Total Cash Compensation (from \$1,444,014 to \$1,620,000), which included a base salary increase (from \$780,490 to \$810,000); and
- the issuance of long-term incentive awards with an aggregate target grant value of \$3,020,000, which was split equally between performance shares and stock options.

The increase to Mr. Vale's target Total Cash Compensation was intended to progress his compensation closer to the market median.

In February 2023, the Committee approved a 2022 AIP payout for Mr. Vale in the amount of \$655,440, which represented 84.8 percent of his target. See "Section IV: Incentive compensation attainments and awards — 2022 AIP attainments and payouts" beginning on page 75 for more information.

Mojdeh Poul

Former Group President, Health Care

As Ms. Poul retired from employment with the Company effective July 1, 2022, the Company did not conduct a detailed performance assessment for her.

Compensation decisions

In February 2022, the Committee approved the following compensation actions with respect to Ms. Poul in recognition of her exceptional performance in 2021:

- a 13.8 percent increase, effective April 1, 2022, to target Total Cash Compensation (from \$1,452,000 to \$1,652,400), which included a base salary increase (from \$784,806 to \$826,200); and
- the issuance of long-term incentive awards with an aggregate target grant value of \$3,926,000, which was split equally between performance shares and restricted stock units.

In February 2023, the Committee approved a prorated 2022 AIP payout for Ms. Poul in the amount of \$183,107, which represented 49.5 percent of her prorated target amount. See "Section IV: Incentive compensation attainments and awards — 2022 AIP attainments and payouts" beginning on page 75 for more information.

Section VI: Ways in which we address risk and governance

Stock ownership guidelines

The Company maintains robust stock ownership guidelines that are intended to align the financial interests of 3M's Section 16 officers with those of its shareholders. The table below shows the stock ownership guideline for each Named Executive Officer (other than Ms. Poul) and their compliance status as of December 31, 2022. As a former employee, Ms. Poul is no longer subject to the Company's stock ownership guidelines.

Name	Multiple of Measurement Date Base Salary Required	Compliance Status as of December 31, 2022 ⁽¹⁾
Michael F. Roman	6x	In compliance
Monish Patolawala	3x	In compliance
Peter D. Gibbons	3x	In compliance
Jeffrey R. Lavers	3x	In compliance
Michael G. Vale	3x	In compliance

Percentage of Named Executive Officers in compliance with the Company's stock ownership guidelines as of December 31, 2022:

100%

⁽¹⁾ In accordance with the terms of the stock ownership guidelines, the number of shares required to be beneficially owned by each Named Executive Officer in order to maintain compliance was most recently recalculated as of December 31, 2022, using the closing price of a share of 3M common stock on the NYSE for December 30, 2022. Each such Named Executive Officer has until December 31, 2025 (November 29, 2026, for Mr. Gibbons) to acquire beneficial ownership of any additional shares required as a result of the recalculation.

Calculation of Required Ownership. The number of shares required to be beneficially owned in order to comply with the guidelines is determined by dividing the specified multiple of the executive's annual base salary on the calculation date by the closing price of 3M common stock on such date.

Calculation Dates. The number of shares required to comply with the guidelines is calculated (or recalculated) on each of the following:

- the date an executive first becomes subject to the guidelines;
- the date an executive's target ownership multiple increases or decreases due to a change in position; and
- every third anniversary of December 31, 2022.

Grace Period. Each covered executive is expected to attain beneficial ownership of the required number of shares of 3M stock by the later of the fifth anniversary of his or her appointment to the position triggering the calculation date or, if an executive's required ownership level increases as a result of a triennial recalculation, the third anniversary of the calculation date. If a covered executive who is within the five-year period described above becomes subject to an increased stock ownership requirement as a result of a triennial recalculation, the covered executive will have until the later of (a) the expiration of the five-year compliance window or (b) the third anniversary of the recalculation date to attain the higher level of ownership.

Shares Counted. For purposes of determining compliance with the stock ownership guidelines, the following shares are considered to be beneficially owned by the covered executive:

- shares owned directly by a covered executive or by members of the covered executive's immediate family;
- shares owned indirectly through a covered executive's account in the Company's 401(k) plan or another deferred compensation plan;
- outstanding shares of restricted stock owned by a covered executive; and
- shares underlying outstanding restricted stock units held by a covered executive.

Stock Holding Requirements. If a covered executive is not making adequate progress to meet the specified level of ownership by the end of the grace period, the guidelines provide that he or she must hold a sufficient number of the after-tax 3M shares received upon the payout of his or her performance shares to be on track to satisfy the required ownership level.

For more information concerning the 3M stock ownership of the Named Executive Officers, see "Security ownership of management" beginning on page 108.

Prohibition of hedging, pledging, and other actions

The Company's stock trading policies prohibit the Company's directors and executive officers from (1) purchasing any financial instrument that is designed to hedge or offset any decrease in the market value of the Company's common stock, including prepaid variable forward contracts, equity swaps, collars, and exchange funds; (2) engaging in short sales related to the Company's common stock; (3) placing standing orders; (4) maintaining margin accounts; and (5) pledging 3M securities as collateral for a loan. All discretionary transactions in 3M securities by directors and executive officers must be pre-cleared with the Company's Legal Affairs department and conducted during approved trading windows.

- No hedging
- No short sales
- No standing orders
- No margin accounts
- No pledging

Severance benefits

The 3M Executive Severance Plan provides separation payments and benefits to certain U.S. executives, including the Named Executive Officers, in the event of a qualifying termination of their employment. Among other things, the plan is intended to support talent recruitment and retention objectives (especially at times when there are uncertainties around restructurings and reductions in force) and to provide a consistent approach to executive departures. Additional information concerning the benefits made available under the Severance Plan and the circumstances under which benefits will be made available can be found under "Potential payments upon termination or change in control" beginning on page 99.

Clawback policy and other remedial actions

Clawback policy. The Company's Board of Directors previously adopted a policy under which it is authorized to require reimbursement of certain amounts provided to an executive, as described in the table below.

Potential clawback triggering events	Amounts the Board is authorized to recoup
Issuance of noncompliant financial reports. 3M's issuance of a financial report that, due to the covered executive's misconduct, is materially noncompliant with Federal securities laws	All profits realized by the covered executive on the sale of Company securities during the 12-month period following the issuance of the noncompliant financial report
Material restatement — Misconduct. 3M's filing of a material restatement of the Company's financial statements with the Securities and Exchange Commission that is due to a covered executive's misconduct or failure of risk management	All annual and long-term incentive compensation in excess of amounts that would have been provided based on the restated financial results
Material restatement — No misconduct. 3M's filing of a material restatement of the Company's financial statements with the Securities and Exchange Commission that is not due to a covered executive's misconduct or failure of risk management	Annual and long-term incentive compensation paid or provided during the three years prior to the date on which the Company commences steps that lead to the filing of the material restatement in excess of amounts that would have been provided based on amended financial statements
Significant misconduct. An act of misconduct by the covered executive that has or might reasonably be expected to cause significant financial or reputational harm to 3M	Annual incentive payments and other amounts paid or provided to the covered executive on or after May 7, 2018, that would not have been awarded or earned if the circumstances surrounding the triggering event had been known to the Board of Directors
Significant risk-management failure. Improper or grossly negligent failure of a covered executive, including in a supervisory capacity, to identify, escalate, monitor or manage, in a timely manner and as reasonably expected, risks material to the Company, which has or might reasonably be expected to cause significant financial or reputational harm to 3M	Annual incentive payments and other amounts paid or provided to the covered executive on or after May 7, 2018, that would not have been awarded or earned if the circumstances surrounding the triggering event had been known to the Board of Directors

Executive compensation

On February 24, 2023, the NYSE proposed the adoption of a new rule that would require all listed companies (including 3M) to develop and implement a policy providing for the recovery of erroneously awarded incentive-based compensation received by current or former executive officers. Although the Company's existing policy goes beyond the requirements of the proposed rule in many respects, certain updates would be required in order to ensure compliance with the new rule if implemented as proposed. The Company's Board of Directors fully intends to bring the Company's executive compensation recoupment arrangements into compliance with the new requirements of any final rule adopted by the NYSE.

Other remedial actions. Whether or not an executive's actions trigger a potential clawback, 3M also may take other remedial actions to appropriately address employee conduct that is considered detrimental to the Company. Depending on the circumstances, such other actions may include, without limitation, reducing the executive's duties and responsibilities, limiting the progression of the executive's career with 3M, reducing the executive's base salary or target Total Cash Compensation, reducing the target grant value of the executive's future long-term incentive compensation awards, causing the forfeiture of the executive's outstanding long-term incentive awards, or terminating the executive's employment with 3M.

Assessment of risk related to compensation programs

Following completion of a recent compensation risk assessment, the Company concluded that none of its compensation policies and practices is reasonably likely to have a material adverse effect on the Company. In connection with this assessment, the Company completed an inventory of its executive and non-executive compensation programs globally, with particular emphasis on incentive compensation plans or programs. The Committee's independent compensation consultant, FW Cook, conducted a risk assessment of the Company's executive compensation policies and practices and reviewed the inventory of non-executive compensation programs compiled by management. The scope of the fiscal 2022 risk assessment generally was consistent with that conducted in recent years, through which the Company evaluated the primary components of its compensation plans and practices to identify whether those components, either alone or in combination, properly balanced compensation opportunities and risk.

The Company believes that its overall cash versus equity pay mix, balance of shorter-term versus longer-term performance focus, balance of revenue- versus profit-focused performance measures, stock ownership guidelines, forfeiture provisions, and "clawback" policy all work together to provide our employees and executives with incentives to deliver outstanding performance to build long-term shareholder value, while taking only necessary and prudent risks. In this regard, the Company's strong ethics and its corporate compliance systems, which are overseen by the Audit Committee, further mitigate against excessive or inappropriate risk taking. In addition, the Company's employee sales plans are designed under global guidelines, where oversight of plan terms, administration, and operation is strong and governance roles are segregated.

Based on its consideration of these assessments, the Committee concurred with the Company's determination that none of its compensation policies and practices is reasonably likely to have a material adverse effect on the Company.

Tally sheets

The Committee periodically reviews a report comparing the amounts of compensation actually received by the Company's Named Executive Officers to the amounts reported in its annual proxy statement and summarizing the compensation that would be owed to such individuals in the event of the termination of their employment under certain circumstances. Reviewing this report helps the Committee better understand the Company's potential obligations to the Named Executive Officers following the termination of their employment. It also helps the Committee better assess the risk of any of the Named Executive Officers leaving the Company prematurely because the Company is not providing sufficient retention incentives.

Tax considerations

Section 162(m) of the Internal Revenue Code disallows a tax deduction to public companies for compensation paid in any given year in excess of \$1 million to certain current and former executive officers of the Company. As a result, we expect that compensation paid per year to our Named Executive Officers and certain other current and former executive officers in excess of \$1 million generally will not be deductible, subject to limited exceptions. Interpretations of and changes in applicable tax laws and regulations as well as other factors beyond the control of the Committee can affect deductibility of compensation, and there can be no assurance that compensation paid to our executive officers will be tax deductible. The Committee reserves the right to make changes or amendments to existing compensation programs and arrangements, including changes or amendments that may result in the loss of tax deductions, if the Committee believes it is in the best interests of the Company and its shareholders to do so.

Compensation and Talent Committee report

In accordance with the Securities and Exchange Commission's disclosure requirements for executive compensation, the Compensation and Talent Committee of the Board of Directors of 3M Company (Committee) has reviewed and discussed with 3M management the Compensation Discussion and Analysis. Based on this review and these discussions with 3M management, the Committee recommended to the Board of Directors that the Compensation Discussion and Analysis be included in the 2023 Proxy Statement of 3M Company and 3M Company's Annual Report on Form 10-K for the year ended December 31, 2022.

Submitted by the Compensation and Talent Committee

Pamela J. Craig
Michael L. Eskew
James R. Fitterling
Amy E. Hood
Suzan Kereere
Gregory R. Page

Anne H. Chow joined the Committee after it reviewed, discussed, and recommended to the Board of Directors that the Compensation Discussion and Analysis be included in this Proxy Statement and, therefore, her name is not included in the above report.

Compensation and Talent Committee interlocks and insider participation

The members of the Committee are named in the section titled "Compensation and Talent Committee" on page 44. No members of the Committee were officers or employees of 3M or any of its subsidiaries during the year, were formerly 3M officers, or had any relationship otherwise requiring disclosure.

Executive compensation tables

2022 summary compensation table

The following table shows the compensation earned or received during 2022, 2021, and 2020 by each of 3M's named executive officers (as determined pursuant to the Securities and Exchange Commission's disclosure requirements for executive compensation in Item 402 of Regulation S-K).

Name and Principal Position	Year	Salary (\$)	Bonus (\$) ⁽¹⁾	Stock Awards (\$) ⁽²⁾	Option Awards (\$) ⁽³⁾	Non-Equity Incentive Plan Compensation (\$) ⁽⁴⁾	Change in Pension Value and Nonqualified Deferred Compensation Earnings (\$) ⁽⁵⁾	All Other Compensation (\$) ⁽⁶⁾	Total (\$)
Michael F. Roman Chairman of the Board and Chief Executive Officer	2022	1,406,250	—	5,500,066	5,500,883	1,327,676	—	296,512	14,031,387
	2021	1,337,487	—	5,250,138	5,250,960	3,131,774	2,978,538	251,687	18,200,584
	2020	1,299,948	—	5,000,082	5,001,553	1,582,901	7,709,350	106,513	20,700,347
Monish Patolawala ⁽⁷⁾ Executive Vice President, Chief Financial and Transformation Officer	2022	1,100,469	—	4,192,661	1,397,729	793,011	—	193,293	7,677,163
	2021	934,096	—	5,717,782	1,072,700	1,514,739	—	177,534	9,416,851
	2020	442,500	700,000	5,655,787	812,409	379,580	—	33,954	8,024,230
Peter D. Gibbons ⁽⁸⁾⁽⁹⁾ Group President, Enterprise Operations	2022	803,702	—	3,020,120	—	417,734	—	112,510	4,354,066
Jeffrey R. Lavers ⁽⁹⁾ Group President, Consumer and Interim Group President, Health Care	2022	753,630	—	2,350,121	1,350,217	293,751	622,284	50,233	5,420,237
Michael G. Vale Group President, Safety and Industrial	2022	802,622	—	1,510,032	1,510,264	655,440	—	70,553	4,548,911
	2021	771,840	—	1,352,712	1,352,901	690,948	30,088	76,363	4,274,852
	2020	745,890	—	1,134,184	1,134,504	845,395	1,886,940	78,283	5,825,196
Mojdeh Poul Former Group President, Health Care	2022	413,881	—	3,926,295	—	183,107	—	102,871	4,626,154
	2021	742,296	—	1,560,977	520,354	1,229,041	—	163,903	4,216,571
	2020	683,246	—	1,165,400	1,165,730	305,529	—	107,452	3,427,357

FOOTNOTES TO 2022 SUMMARY COMPENSATION TABLE

- (1) The amount in the Bonus column reflects the hiring bonus that Mr. Patolawala negotiated in connection with his commencement of employment with the Company. Although the entire amount of the hiring bonus is shown as 2020 compensation, the actual amount was payable in two installments as follows: \$400,000 payable within 30 days of his start date and the remainder payable within 30 days of the first anniversary of his start date, assuming continued employment.
- (2) The amounts in the Stock Awards column reflect the aggregate grant date fair value of such awards computed in accordance with Financial Accounting Standards Board Accounting Standards Codification Topic 718, Compensation — Stock Compensation, excluding the effect of estimated forfeitures. Assumptions made in the calculation of these amounts are included in Note 18 to the

Company's audited financial statements for the fiscal year ended December 31, 2022, included in the Company's Annual Report on Form 10-K filed with the Securities and Exchange Commission on February 8, 2023. The amounts included in this column for the performance share awards made during 2022 are calculated based on the probable satisfaction of the performance conditions for such awards, determined as of the grant date. If the highest level of performance is achieved for these performance share awards, the maximum value of these awards at the grant date would be as follows: Mr. Roman — \$11,000,132; Mr. Patolawala — \$5,590,245; Mr. Gibbons — \$3,020,064; Mr. Lavers — \$2,700,167; Mr. Vale — \$3,020,064; and Ms. Poul — \$3,926,489.

- (3) The amounts in the Option Awards column reflect the aggregate grant date fair value of such awards computed in accordance with Financial Accounting Standards Board Accounting Standards Codification Topic 718, Compensation — Stock Compensation, excluding the effect of estimated forfeitures. Assumptions made in the calculation of these amounts are included in Note 18 to the Company's audited financial statements for the fiscal year ended December 31, 2022, included in the Company's Annual Report on Form 10-K filed with the Securities and Exchange Commission on February 8, 2023.
- (4) The amounts in the Non-Equity Incentive Plan Compensation column reflect the annual incentive compensation earned by each individual during the year specified pursuant to the Company's Annual Incentive Plan.
- (5) The amounts in the Change in Pension Value and Nonqualified Deferred Compensation Earnings column reflect the actuarial increase in the present value (if any) of each individual's pension benefits under all defined benefit pension plans of the Company, determined using the same interest rate and mortality assumptions as those used for financial statement reporting purposes. See Note 13 to the Company's audited financial statements for the fiscal year ended December 31, 2022, included in the Company's Annual Report on Form 10-K filed with the Securities and Exchange Commission on February 8, 2023. Consistent with the reporting requirements of the Securities and Exchange Commission, the change in Mr. Roman's and Mr. Vale's pension value is shown as zero because the actuarial change in the present value of their pension benefits, calculated as described in the preceding sentence, decreased by \$998,774 and \$1,634,408, respectively. There were no above-market or preferential earnings on deferred compensation under the Company's nonqualified deferred compensation programs.
- (6) See the All Other Compensation table below for details of the amounts reported for 2022.
- (7) Mr. Patolawala joined the Company and was appointed Senior Vice President and Chief Financial Officer, effective July 1, 2020.
- (8) Mr. Gibbons joined the Company and was appointed Group President, Enterprise Operations, effective November 29, 2021.
- (9) No amounts are reported for Mr. Gibbons or Mr. Lavers for the years 2020 and 2021, since each first became a Named Executive Officer after those years.

2022 all other compensation table

Name	401(k) Company Contributions (\$) ⁽¹⁾	VIP Excess Company Contributions (\$) ⁽²⁾	Executive Life Insurance (\$) ⁽³⁾	Financial Planning (\$) ⁽⁴⁾	Personal Aircraft Use (\$) ⁽⁵⁾	Security Systems/ Services (\$) ⁽⁶⁾	Other (\$) ⁽⁷⁾	Total (\$)
Michael F. Roman	5,063	53,779	23,760	13,501	199,422	987	—	296,512
Monish Patolawala	24,400	141,356	14,036	13,501	—	—	—	193,293
Peter D. Gibbons	24,400	64,540	23,570	—	—	—	—	112,510
Jeffrey R. Lavers	6,863	15,185	14,685	13,500	—	—	—	50,233
Mike G. Vale	9,150	32,567	15,336	13,500	—	—	—	70,553
Mojdeh Poul	24,400	54,737	7,616	12,000	—	—	4,118	102,871

FOOTNOTES TO 2022 ALL OTHER COMPENSATION TABLE

- (1) The amounts shown reflect 3M matching and additional automatic contributions under the tax-qualified 3M Voluntary Investment Plan and Employee Stock Ownership Plan. All eligible employees under this plan may receive 3M matching contributions on their pre-tax or Roth 401(k) contributions to the plan on up to five percent of their eligible pay. Eligible employees hired on or after January 1, 2009, also receive additional automatic 3M retirement income contributions equal to three percent of their eligible pay.
- (2) The amounts shown reflect 3M contributions under the VIP Excess Plan, a nonqualified defined contribution plan. Eligibility for this plan and the Company contributions is limited to employees whose compensation exceeds a limit established by Federal income tax laws for tax-qualified defined contribution plans. The plan permits eligible employees to save additional amounts from their current cash compensation beyond the contribution limits established by Federal tax laws, and to receive Company contributions similar to those provided under the tax-qualified 3M Voluntary Investment Plan and Employee Stock Ownership Plan.
- (3) The amounts shown reflect the amount of premiums paid by the Company on behalf of each individual for additional group term life insurance coverage obtained for them under the Executive Life Insurance Plan.
- (4) These amounts reflect fees for personal financial planning and tax return preparation services paid by the Company on behalf of each individual.
- (5) This amount reflects the aggregate incremental cost to the Company for Mr. Roman's personal use of corporate aircraft during 2022. This aggregate incremental cost was calculated by combining the variable operating costs of such travel, including the cost of fuel, landing fees, parking fees, trip preparation fees, en route communication charges, en route navigation charges, on-board catering, and crew travel expenses. The Compensation and Talent Committee required Mr. Roman to use the corporate aircraft for all business and personal travel.

Executive compensation

- (6) This amount reflects the expenses incurred by 3M during 2022 for home security equipment and monitoring services at the personal residence of Mr. Roman.
- (7) The Company inadvertently failed to withhold from Ms. Poul's 2022 compensation certain amounts the Company was required to withhold and remit to the Internal Revenue Service (IRS). Because Ms. Poul was no longer employed by the Company when the error was discovered, and the failure to make the required payment exposed the Company to potential penalties, the Company remitted a payment, in the amount of \$4,118, to the IRS for Ms. Poul's account.

Grants of plan-based awards

The following table reflects the various equity and non-equity plan awards granted to the Named Executive Officers during 2022. Except for the annual incentive compensation earned by such Named Executive Officers under the Annual Incentive Plan, all of the equity incentive plan awards referred to in this table were granted under the 2016 Long-Term Incentive Plan.

2022 grants of plan-based awards table

Name/Award Type ⁽¹⁾	Grant Date	Approval Date	Estimated Future Payouts Under Non-Equity Incentive Plan Awards ⁽²⁾			Estimated Future Payouts Under Equity Incentive Plan Awards ⁽³⁾			All Other Stock Awards: Number of Shares of Stock or Units (#) ⁽⁴⁾	All Other Option Awards: Number of Securities Underlying Options (#) ⁽⁵⁾	Exercise or Base Price of Awards (\$/Sh) ⁽⁶⁾	Grant Date Fair Value of Stock and Option Awards (\$) ⁽⁷⁾
			Threshold (\$)	Target (\$)	Maximum (\$)	Threshold (#)	Target (#)	Maximum (#)				
Michael F. Roman												
PSA	03/01/22	02/07/22				7,599	37,997	75,994	—			5,500,066
Stock Option	02/08/22	02/07/22							—	217,083	162.41	5,500,883
AIP	n/a	n/a	14,766	2,460,938	4,921,875				—			—
Monish Patolawala												
PSA	03/01/22	02/07/22				3,862	19,310	38,620	—			2,795,123
Stock Option	02/08/22	02/07/22							—	55,159	162.41	1,397,729
RSU	02/08/22	02/07/22							8,605			1,397,538
AIP	n/a	n/a	7,350	1,224,917	2,449,835				—			—
Peter D. Gibbons												
PSA	03/01/22	02/07/22				2,086	10,432	20,864	—			1,510,032
RSU	02/08/22	02/07/22							9,298			1,510,088
AIP	n/a	n/a	4,646	774,299	1,548,597				—			—
Jeffrey R. Lavers												
PSA	03/01/22	02/07/22				1,865	9,327	18,654	—			1,350,083
Stock Option	02/08/22	02/07/22							—	53,284	162.41	1,350,217
Special RSU ⁽⁸⁾	7/01/22	05/09/22							7,783			1,000,038
AIP	n/a	n/a	4,376	729,370	1,458,740				—			—
Michael G. Vale												
PSA	03/01/22	02/07/22				2,086	10,432	20,864	—			1,510,032
Stock Option	02/08/22	02/07/22							—	59,600	162.41	1,510,264
AIP	n/a	n/a	4,640	773,381	1,546,762				—			—
Mojdeh Poul												
PSA	03/01/22	02/07/22				2,713	13,563	27,126	—			1,963,245
RSU	02/08/22	02/07/22							12,087			1,963,050
AIP	n/a	n/a	4,719	786,449	1,572,897				—			—

FOOTNOTES TO 2022 GRANTS OF PLAN-BASED AWARDS TABLE

- (1) Abbreviations: PSA = performance share award; RSU = restricted stock unit award; AIP = annual incentive pay.
- (2) The amounts shown as the Estimated Future Payouts Under Non-Equity Incentive Plan Awards reflect the threshold, target, and maximum amounts that may be earned by each individual during 2022 under the Annual Incentive Plan assuming continued employment through the end of the year. If the amounts reported were adjusted to reflect mid-year departures, the amounts shown for Ms. Poul would have been as follows: threshold (\$2,215); target (\$369,242); and maximum (\$738,483). For more information, see "Annual Incentive" beginning on page 71.
- (3) The amounts shown as the Estimated Future Payouts Under Equity Incentive Plan Awards with respect to 2022 performance shares reflect the threshold, target, and maximum number of shares of 3M common stock that may be earned by each individual pursuant to their 2022 performance share awards. The actual number of shares of 3M common stock to be delivered as a result of these performance shares will be determined by the performance of the Company during the three-year performance period of 2022, 2023, and 2024, as measured against three performance criteria selected by the Compensation and Talent Committee (Relative Organic Sales Growth, Earnings per Share Growth, and Free Cash Flow Growth). For more information on the performance criteria and formulas used to determine the final number of shares of 3M common stock payable pursuant to

these performance shares, see “2022 performance share awards” beginning on page 72.

- (4) The amounts shown as the All Other Stock Awards reflect the number of shares of 3M common stock subject to restricted stock unit awards granted to each individual during 2022. The restricted stock unit awards granted on February 8, 2022, were part of the Company’s annual equity grants made to approximately 6,050 employees, and they will vest in full on the third anniversary of the grant date.
- (5) The amounts shown as the All Other Option Awards reflect the number of shares of 3M common stock subject to nonqualified stock options granted to each individual during 2022. The options granted on February 8, 2022, were part of the Company’s annual equity grants made to approximately 6,050 employees, and they vest in installments of one-third on each of the first three anniversaries of the grant date.
- (6) The exercise price for all stock options granted to the Named Executive Officers is set at the closing price at which 3M common stock traded on the NYSE on the option grant date.
- (7) The amounts shown as the Grant Date Fair Value of Stock and Option Awards were determined in accordance with Financial Accounting Standards Board Accounting Standards Codification Topic 718, Compensation — Stock Compensation, excluding the effect of estimated forfeitures, and, in the case of performance share awards, are based upon the probable outcome of the applicable performance conditions at the time of grant. Assumptions made in the calculation of these amounts are included in Note 18 to the Company’s audited financial statements for the fiscal year ended December 31, 2022, included in the Company’s Annual Report on Form 10-K filed with the Securities and Exchange Commission on February 8, 2023.
- (8) These restricted stock units will vest in full on July 1, 2023. For additional information concerning Mr. Lavers’ special RSU award, see “Section V: 2022 compensation decisions and performance highlights — Jeffrey R. Lavers” on page 84.

2022 outstanding equity awards at fiscal year-end table

Name	Option Awards				Stock Awards			
	Number of Securities Underlying Unexercised Options (#) Exercisable	Number of Securities Underlying Unexercised Options (#) Unexercisable	Option Exercise Price (\$)	Option Expiration Date	Number of Shares or Units of Stock That Have Not Vested (#)	Market Value of Shares or Units of Stock That Have Not Vested (\$) ⁽¹⁾	Equity Incentive Plan Awards: Number of Unearned Shares, Units or Other Rights That Have Not Vested (#)	Equity Incentive Plan Awards: Market or Payout Value of Unearned Shares, Units or Other Rights That Have Not Vested (\$) ⁽¹⁾
Michael F. Roman							29,761 ⁽¹³⁾	3,568,939
							7,599 ⁽¹⁴⁾	911,320
	25,867		126.72	02/03/24				
	39,846		165.94	02/02/25				
	48,206		147.87	02/01/26				
	52,249		175.76	02/06/27				
	56,750		233.63	02/05/28				
	36,284		195.52	07/01/28				
	146,240		201.12	02/04/29				
	154,512	77,256 ⁽²⁾	157.24	02/03/30				
	69,100	138,202 ⁽³⁾	175.02	02/01/31				
	—	217,083 ⁽⁴⁾	162.41	02/07/32				
Monish Patolawala							12,160 ⁽¹³⁾	1,458,227
							3,862 ⁽¹⁴⁾	463,131
	24,018	12,009 ⁽⁵⁾	155.43	06/30/30				
	14,116	28,233 ⁽³⁾	175.02	02/01/31				
	—	55,159 ⁽⁴⁾	162.41	02/07/32				
					6,013 ⁽⁶⁾	721,079		
					6,524 ⁽⁷⁾	782,358		
					6,128 ⁽⁸⁾	734,870		
					13,922 ⁽⁹⁾	1,669,526		
					8,605 ⁽¹⁰⁾	1,031,912		
Peter D. Gibbons							2,086 ⁽¹⁴⁾	250,201
					3,222 ⁽¹¹⁾	386,382		
					9,298 ⁽¹⁰⁾	1,115,016		
Jeffrey R. Lavers							5,899 ⁽¹³⁾	707,408
							1,865 ⁽¹⁴⁾	223,699
	6,270		126.72	02/03/24				
	5,862		165.94	02/02/25				
	6,828		147.87	02/01/26				

Executive compensation

Name	Option Awards				Stock Awards			
	Number of Securities Underlying Unexercised Options (#) Exercisable	Number of Securities Underlying Unexercised Options (#) Unexercisable	Option Exercise Price (\$)	Option Expiration Date	Number of Shares or Units of Stock That Have Not Vested (#)	Market Value of Shares or Units of Stock That Have Not Vested (\$) ⁽¹⁾	Equity Incentive Plan Awards: Number of Unearned Shares, Units or Rights That Have Not Vested (#)	Equity Incentive Plan Awards: Market or Payout Value of Unearned Shares, Units or Other Rights That Have Not Vested (\$) ⁽¹⁾
	8,440		175.76	02/06/27				
	4,899		233.63	02/05/28				
	4,914		201.12	02/04/29				
	7,818	3,910 ⁽²⁾	157.24	02/03/30				
	13,695	27,391 ⁽³⁾	175.02	02/01/31				
	—	53,284 ⁽⁴⁾	162.41	02/07/32				
					7,783 ⁽¹²⁾	933,337		
Michael G. Vale							7,668 ⁽¹³⁾	919,547
							2,086 ⁽¹⁴⁾	250,201
	31,559		126.72	02/03/24				
	49,804		165.94	02/02/25				
	58,684		147.87	02/01/26				
	49,592		175.76	02/06/27				
	27,273		233.63	02/05/28				
	33,172		201.12	02/04/29				
	35,048	17,524 ⁽²⁾	157.24	02/03/30				
	17,803	35,608 ⁽³⁾	175.02	02/01/31				
	—	59,600 ⁽⁴⁾	162.41	02/07/32				
Mojdeh Poul							2,950 ⁽¹³⁾	353,764
							452 ⁽¹⁴⁾	54,252
	2,921		126.72	02/03/24				
	6,194		165.94	02/02/25				
	7,203		147.87	02/01/26				
	6,749		175.76	02/06/27				
	4,899		233.63	02/05/28				
	33,172		201.12	02/04/29				
	36,012	18,007 ⁽²⁾	157.24	02/03/30				
	6,847	13,696 ⁽³⁾	175.02	02/01/31				
					2,875 ⁽⁸⁾	344,770		
					11,586 ⁽¹⁰⁾	1,389,393		

FOOTNOTES TO 2022 OUTSTANDING EQUITY AWARDS AT FISCAL YEAR-END TABLE

- (1) The market value of performance shares or restricted stock units that have not vested was determined by multiplying the closing price of a share of 3M common stock on the NYSE for December 30, 2022 (\$119.92), by the number of performance shares or restricted stock units shown, respectively.
- (2) These stock options vested in full on February 4, 2023.
- (3) These stock options vested or will vest in installments of one-half on each of February 2, 2023, and February 2, 2024.
- (4) These stock options vested or will vest in installments of one-third on each of February 8, 2023, February 8, 2024, and February 8, 2025.
- (5) These stock options will vest in full on July 1, 2023.
- (6) These restricted stock units will vest in full on July 1, 2023, or immediately in the event of Mr. Patolawala's termination of employment by the Company for reasons other than misconduct or his resignation for good reason.
- (7) These restricted stock units will vest in full on July 1, 2025, or immediately in the event of Mr. Patolawala's termination of employment by the Company for reasons other than misconduct or his resignation for good reason.
- (8) These restricted stock units will vest in full on February 2, 2024.
- (9) These restricted stock units will vest in full on November 1, 2024.
- (10) These restricted stock units will vest in full on February 8, 2025.
- (11) These restricted stock units will vest in full on December 1, 2023.

- (12) These restricted stock units will vest in full on July 1, 2023.
- (13) The shares of 3M common stock to be delivered as a result of the Company's performance over the three-year performance period ending December 31, 2023, will not vest until December 31, 2023. Under the terms of the awards, these shares of 3M common stock will be delivered no later than March 15, 2024, unless deferred by the executive. In accordance with the Securities and Exchange Commission's regulations, the number of shares and payout value for these performance shares reflect the target payout under the formula for this grant since the Company's performance during the first two years of the three-year performance period exceeded the threshold levels for this grant.
- (14) The shares of 3M common stock to be delivered as a result of the Company's performance over the three-year performance period ending December 31, 2024, will not vest until December 31, 2024. Under the terms of the awards, these shares of 3M common stock will be delivered no later than March 15, 2025, unless deferred by the executive. In accordance with the Securities and Exchange Commission's regulations, the number of shares and payout value for these performance shares reflect the threshold payout under the formula for this grant since the Company's performance during the first year of the three-year performance period did not exceed the threshold level for this grant.

2022 option exercises and stock vested table

Name	Option Exercises and Stock Vested			
	Option Awards		Stock Awards	
	Number of Shares Acquired on Exercise (#)	Value Realized on Exercise (\$) ⁽¹⁾	Number of Shares Acquired on Vesting (#)	Value Realized on Vesting (\$) ⁽²⁾
Michael F. Roman	10,610 ⁽³⁾	474,479	35,281 ⁽⁴⁾	4,124,390
Monish Patolawala	—	—	18,639 ⁽⁵⁾	2,248,594
Peter D. Gibbons	—	—	3,221 ⁽⁶⁾	405,814
Jeffrey R. Lavers	—	—	1,786 ⁽⁷⁾	208,747
Michael G. Vale	43,705 ⁽³⁾	1,832,769	8,002 ⁽⁸⁾	935,490
Mojdeh Poul	1,634 ⁽³⁾	82,010	7,355 ⁽⁹⁾	858,906

FOOTNOTES TO 2022 OPTION EXERCISES AND STOCK VESTED TABLE

- (1) The amounts shown as Value Realized on Exercise were determined by multiplying the number of shares acquired on exercise by the difference between the closing price of a share of 3M common stock on the NYSE for the exercise date and the per share exercise price of the options.
- (2) The amounts shown as Value Realized on Vesting were determined by multiplying the number of shares acquired on vesting by the closing price of a share of 3M common stock on the NYSE for the vesting date.
- (3) The stock options exercised by each of Mr. Roman, Mr. Vale, and Ms. Poul were granted on February 5, 2013, and had an exercise price of \$101.49 per share.
- (4) Reflects the number of shares earned by Mr. Roman upon the vesting of performance shares granted to him under the 2016 Long-Term Incentive Plan. All 35,281 of these shares were attributable to his 2020 performance shares (including dividend equivalent rights) for which the three-year performance period ended on December 31, 2022. Mr. Roman previously elected to defer receipt of all of the shares issuable pursuant to his 2020 performance shares until following his termination of employment.
- (5) Reflects the number of shares earned by Mr. Patolawala upon the vesting of restricted stock units and performance shares granted to him under the 2016 Long-term Incentive Plan. Of this total number of shares, 6,013 were attributable to restricted stock units granted on July 1, 2020, and 12,626 were attributable to his 2020 performance shares (including dividend equivalent rights) for which the three-year performance period ended on December 31, 2022.
- (6) Reflects the number of shares earned by Mr. Gibbons upon the vesting of restricted stock units granted to him on December 1, 2021, under the 2016 Long-term Incentive Plan.
- (7) Reflects the number of shares earned by Mr. Lavers upon the vesting of performance shares granted to him under the 2016 Long-term Incentive Plan. All 1,786 of these shares were attributable to his 2020 performance shares (including dividend equivalent rights) for which the three-year performance period ended on December 31, 2022.
- (8) Reflects the number of shares earned by Mr. Vale upon the vesting of performance shares granted to him under the 2016 Long-term Incentive Plan. All 8,002 of these shares were attributable to his 2020 performance shares (including dividend equivalent rights) for which the three-year performance period ended on December 31, 2022.
- (9) Reflects the number of shares earned by Ms. Poul upon the vesting of restricted stock units and performance shares granted to her under the 2016 Long-term Incentive Plan. Of this total number of shares, 501 were attributable to restricted stock units granted on February 8, 2022, and 6,854 were attributable to her 2020 performance shares (including dividend equivalent rights) for which the three-year performance period ended on December 31, 2022.

Pension benefits

The following table shows the present value of the accumulated benefits payable to each of the Named Executive Officers, as well as the number of years of service credited to each individual, under each of the Company's defined benefit pension plans determined using the same interest rate and mortality assumptions as those used for financial statement reporting purposes. See Note 13 to the Company's audited financial statements for the fiscal year ended December 31, 2022, included in the Company's Annual Report on Form 10-K filed with the Securities and Exchange Commission on February 8, 2023.

2022 pension benefits table

Name	Plan Name	Number of Years Credited Service (#)	Present Value of Accumulated Benefits (\$)	Payments During Last Fiscal Year (\$)
Michael F. Roman	Employee Retirement Income Plan	34	1,774,844	—
	Nonqualified Pension Plan	34	24,035,679	—
Monish Patolawala	None	—	—	—
Peter D. Gibbons	None	—	—	—
Jeffrey R. Lavers	Employee Retirement Income Plan	35	1,644,359	—
	Nonqualified Pension Plan	35	4,818,375	—
Michael G. Vale	Employee Retirement Income Plan	30	1,108,438	—
	Nonqualified Pension Plan	30	5,091,991	—
Mojdeh Poul	None	—	—	—

The Employee Retirement Income Plan (ERIP) is a tax-qualified defined benefit pension plan maintained by 3M for its eligible employees in the United States. Effective January 1, 2001, the Company amended the ERIP to include a pension equity formula for (1) employees hired or rehired on or after January 1, 2001, and (2) employees who voluntarily elected the pension equity formula during the one-time choice election period in 2001. The ERIP was closed to new participants effective January 1, 2009, meaning that employees hired or rehired on or after January 1, 2009 (including Mr. Patolawala, Mr. Gibbons, and Ms. Poul), do not participate in the plan. Of the Named Executive Officers, Mr. Roman and Mr. Lavers, participate under the non-pension equity formula of the ERIP (referred to as the Portfolio I Plan), while Mr. Vale participates under the pension equity formula of the ERIP (referred to as the Portfolio II Plan). Retirement benefits under the ERIP are based on an employee's years of service and average annual earnings during the employee's four highest-paid consecutive years of service. As applied to the Named Executive Officers, earnings for purposes of the ERIP include base salary and target annual incentive compensation. All benefits earned under the ERIP by the Named Executive Officers will be payable in the form of life annuities, unless an individual elects at the time their employment ends to receive the entire amount of his or her earned pension benefits in the form of a single lump-sum cash payment.

Under the Portfolio I Plan, employees earn annual benefits payable at retirement generally equal to 1.15 percent of their high-four average annual earnings multiplied by their years of service plus 0.35 percent of their high-four average annual earnings in excess of a Social Security breakpoint multiplied by their years of service (up to a maximum of 35 years). The Social Security breakpoint is an average of the Social Security taxable wage bases for each of the 35 years ending with the year each employee qualifies to receive unreduced Social Security retirement benefits. Under the Portfolio I Plan, an employee may retire with an unreduced pension at age 60 (61 or 62 for employees born after 1942 and 1959, respectively). If the employee's age and service at the time of retirement total at least 90 (91 or 92 for employees born after 1942 and 1959, respectively) the employee also would receive a Social Security bridge payment until age 62. As of March 13, 2023, Mr. Lavers was eligible to retire with reduced early retirement benefits, with the reduction being equal to 5 percent of the pension otherwise payable for each year that he retires prior to age 62. Mr. Roman is eligible to retire with unreduced retirement benefits.

Under the Portfolio II Plan, employees earn pension credits (from 3 percent to 12 percent) for each year of employment based on their age and accumulated years of service under the plan. Once their employment ends, these accumulated pension credits are multiplied by their high-four average annual earnings and added to an amount determined by multiplying one-half of these accumulated pension credits by their high-four average annual earnings in excess of a Social Security integration level (70 percent of the Social Security taxable wage base in the year employment ends). The sum of these two amounts is then converted into an annuity payable over the lifetime of the employee using fixed conversion factors. The Portfolio II Plan does not provide any subsidies for early retirement.

As a tax-qualified plan, the ERIP is subject to a variety of limits that apply to both the amount of any employee's earnings that may be considered when determining the benefits earned under the plan as well as the maximum amount of benefits that any employee may earn. The Nonqualified Pension Plan is designed to provide additional benefits to employees, including the Named Executive Officers, affected by these limits. The amount of benefits earned under this Nonqualified Pension Plan generally equals the amount of benefits an employee was not able to earn under the ERIP as a result of the limits imposed by Federal tax laws. The benefits earned under this Nonqualified Pension Plan generally are paid in the form of a single lump-sum cash payment following the termination of their employment (subject to any applicable delay under Federal tax laws). Each of the Named Executive Officers who participates in the Nonqualified Pension Plan was given a one-time opportunity during 2008 to elect to receive their benefits earned under such plan in the form of a life annuity following their retirement, and none of them elected to receive their benefits in the form of a life annuity.

Nonqualified deferred compensation

The following table reflects the participation during 2022 by the Named Executive Officers in three nonqualified deferred compensation plans offered by the Company. The Deferred Compensation Excess Plan allows eligible employees to defer for a number of years or until retirement from the Company the receipt of a portion of their base salary and annual incentive compensation. The Performance Awards Deferred Compensation Plan allows eligible employees to defer for a number of years or until retirement from the Company the payout of their performance share awards under the 2016 Long-Term Incentive Plan. The VIP Excess Plan allows eligible employees to defer until retirement from the Company the receipt of a portion of their base salary and annual incentive compensation. All three plans generally allow the eligible employees to elect to receive payment of their account balances in the form of either a single lump sum payment or in up to ten annual installments. With the exception of deferrals of performance shares under the Performance Awards Deferred Compensation Plan, earnings are credited to the amounts deferred under all three plans based on the returns paid on the investment funds available to participants in 3M's qualified 401(k) plan or a fixed rate of return based on corporate bond yields (as selected by each participant). Earnings are credited to the deferrals of performance shares under the Performance Awards Deferred Compensation Plan based on the return on shares of 3M common stock, including reinvested dividends.

2022 nonqualified deferred compensation table

Name	Executive Contributions in Last FY (\$) ⁽¹⁾	Registrant Contributions in Last FY (\$) ⁽²⁾	Aggregate Earnings in Last FY (\$) ⁽³⁾	Aggregate Withdrawals/Distributions (\$)	Aggregate Balance at Last FYE (\$) ⁽⁴⁾
Michael F. Roman					
VIP Excess Plan	421,427	94,371	29,940	—	2,455,041
Deferred Compensation Excess Plan	—	—	4,358	—	243,137
Performance Awards Deferred Compensation Plan	3,682,401	—	(3,227,654)	—	8,497,935
Monish Patolawala					
VIP Excess Plan	156,112	177,442	(45,615)	—	424,884
Deferred Compensation Excess Plan	—	—	—	—	—
Performance Awards Deferred Compensation Plan	—	—	—	—	—
Peter D. Gibbons					
VIP Excess Plan	39,046	43,652	(365)	—	82,333
Deferred Compensation Excess Plan	13,949	—	52	—	14,001
Performance Awards Deferred Compensation Plan	—	—	—	—	—
Jeffrey R. Lavers					
VIP Excess Plan	114,639	23,544	(77,477)	—	697,351
Deferred Compensation Excess Plan	—	—	—	—	—
Performance Awards Deferred Compensation Plan	—	—	—	—	—
Michael G. Vale					
VIP Excess Plan	122,107	33,632	(259,255)	—	1,685,912
Deferred Compensation Excess Plan	—	—	(165,962)	—	1,019,527
Performance Awards Deferred Compensation Plan	—	—	(2,101,744)	—	4,999,094
Mojdeh Poul					
VIP Excess Plan	143,792	107,034	(135,698)	—	1,049,680
Deferred Compensation Excess Plan	—	—	—	—	—
Performance Awards Deferred Compensation Plan	830,709	—	(191,071)	—	639,638

FOOTNOTES TO 2022 NONQUALIFIED DEFERRED COMPENSATION TABLE

- (1) With the exception of the amounts contributed by Mr. Roman and Ms. Poul from the payout of their performance share awards for the 2019-2021 performance period, all amounts contributed by these individuals during 2022 have been included in the Summary Compensation Table as Salary, Stock Awards, or Non-Equity Incentive Plan Compensation earned in 2020, 2021, or 2022. The Summary Compensation Table does not reflect any portion of the contributions from the payout of Mr. Roman's and Ms. Poul's performance share awards for the 2019-2021 performance period because those awards were granted prior to the earliest year covered by the Summary Compensation Table.
- (2) The amounts shown reflect 3M contributions under the VIP Excess Plan, a nonqualified defined contribution plan. Eligibility for this plan and the Company contributions is limited to employees whose compensation exceeds a limit established by Federal income tax laws for tax-qualified defined contribution plans. The plan permits eligible employees to save additional amounts from their current cash compensation beyond the contribution limits established by Federal tax laws, and to receive Company contributions similar to the Company contributions provided under the tax-qualified 3M Voluntary Investment Plan and Employee Stock Ownership Plan. All amounts contributed by the Company on behalf of these individuals during 2022 are included in the "All Other Compensation" column of the Summary Compensation Table.
- (3) None of these amounts are included in the Summary Compensation Table as compensation earned in 2022, since none of the Company's nonqualified deferred compensation plans provide above-market or preferential earnings.
- (4) Includes the following amounts reported as compensation for 2020 and 2021 in the Summary Compensation Table: Mr. Roman — \$851,884; Mr. Patolawala — \$292,785; Mr. Gibbons — \$0; Mr. Lavers — \$0; Mr. Vale — \$1,046,979; and Ms. Poul — \$427,313.

Potential payments upon termination or change in control

As reflected in the Compensation Discussion and Analysis portion of this Proxy Statement, 3M has no employment agreements with any of the Named Executive Officers nor does it have any change in control plans or arrangements that would provide benefits to any of the Named Executive Officers solely in the event of a change in control of the Company. We also do not have any agreements that would provide automatic "single-trigger" accelerated vesting of equity compensation or excise tax gross-up payments to any of our Named Executive Officers in the event of a change in control of the Company. 3M does maintain a severance plan that provides separation benefits to eligible U.S. employees (including the Named Executive Officers) who incur a qualifying termination. In addition, certain of the Company's executive compensation and benefit plans provide all participants (including the Named Executive Officers) with certain rights or the right to receive payments in the event of the termination of their employment or upon a change in control of the Company. The terms applicable to these potential rights or payments in various situations are described below. Payments or benefits under other plans and arrangements that generally are provided on a non-discriminatory basis to all similarly situated employees of the Company upon the termination of their employment are not described, including:

- accrued base salary;
- annual incentive earned with respect to completed performance periods;
- retiree welfare benefits provided to substantially all of the Company's U.S. employees, including retiree medical benefits;
- distribution of vested account balances under the Company's qualified 401(k) plan;
- accrued pension benefits under the Company's defined benefit pension plans payable following an employee's retirement or other termination of employment (the amounts of these benefits earned by the Named Executive Officers are reported in the 2022 Pension Benefits Table);
- life insurance benefits generally available to all salaried employees; and
- distribution of account balances under the Company's nonqualified deferred compensation plans (the account balances of the Named Executive Officers are reported in the 2022 Nonqualified Deferred Compensation Table).

Rights and payments upon retirement

Following retirement (as described below), the Named Executive Officers are entitled to receive:

- continued vesting of stock options previously granted under the Company's stock plans, and the opportunity to exercise vested stock options previously granted under such plans during the remainder of the original term (up to 10 years) of such options;
- an annual incentive plan payment for the year of retirement, prorated based on the number of days worked prior to the date of separation;
- for those Named Executive Officers initially appointed to a 3M executive position before January 1, 2006, or after December 31, 2017, payment for all previously granted performance shares upon completion of the respective three-year performance period (prorated to reflect the portion of the year worked only with respect to the performance shares granted in the year of retirement) and based on actual performance; and
- for those Named Executive Officers initially appointed to a 3M executive position on or after January 1, 2006, and on or before December 31, 2017, payment for all previously granted performance shares upon completion of the respective three-year performance period (prorated to reflect the portion of the three-year performance period completed prior to the date of the Named Executive Officer's retirement) and based on actual performance.

For this purpose, the term "Retirement" means a termination of employment with the Company after attaining age 55 with at least 10 years of service (age 55 with at least five years of service for stock options granted before January 1, 2016).

Rights and payments upon termination due to death

In the event of the termination of their employment due to death, the Named Executive Officers are entitled to receive:

- immediate vesting of all unvested stock options and restricted stock units previously granted under the Company's stock plans, and the opportunity for the Named Executive Officer's estate or beneficiaries to exercise all vested stock options during the two-year period following the date of death (but not beyond the original expiration date of any such stock option);
- payment to the Named Executive Officer's estate or beneficiaries, no later than March 15 of the year following the year in which the Named Executive Officer died, for all previously granted performance shares (in the same amount as paid for the performance shares granted to other Named Executive Officers if the date of death occurs after the end of the three-year performance period for such shares, and at the lesser of the target value or such other amount as determined by the Committee in its discretion if the date of death occurs before the end of the three-year performance period for such shares); and
- payment to the Named Executive Officer's beneficiaries of the proceeds from the life insurance policies provided for such Named Executive Officer pursuant to the Company's Executive Life Insurance Plan.

Rights and payments upon termination due to disability

In the event of the termination of their employment due to disability, the Named Executive Officers are entitled to receive:

- continued vesting of stock options previously granted under the Company's stock plans, and the opportunity to exercise vested stock options previously granted under such plans during the remainder of the original term (up to 10 years) of such options;
- immediate vesting of all restricted stock units previously granted under the Company's stock plans; and
- payment for all previously granted performance shares upon completion of the respective three-year performance period, based on actual performance.

Rights and payments upon a qualifying termination not in connection with a change in control

The Company maintains the 3M Executive Severance Plan (which we refer to as the "Severance Plan") to provide separation benefits for certain U.S. executives (including our Named Executive Officers) in the event an eligible employee's employment is terminated by 3M other than for Misconduct or an eligible employee resigns for Good Reason. An eligible employee who becomes entitled to benefits under the Severance Plan receives the following:

- continued payment of his or her annual base salary for a number of months (24 months for the Chief Executive Officer, and 18 months for all other Named Executive Officers);
- continued payment of annual incentive payments that would have been paid if the participant remained employed through the end of the severance payment period, calculated based on actual results for the relevant year, using the participant's final performance rating as of the end of the applicable year (or if none, a performance rating of "fully meets expectations" or equivalent), and prorated based on the number of days in the year preceding the end of the severance period (if the severance payment period ends prior to the end of a year); provided, however, that any such annual incentive payment related to the period following the participant's termination of employment will not exceed 100 percent of the prorated target annual incentive compensation opportunity that otherwise would have been in effect for such period if he or she remained employed with the Company;
- an opportunity to exercise all vested stock options and stock appreciation rights following the participant's termination and prior to the expiration date of such award;
- accelerated vesting and payment of a prorated portion of the participant's outstanding "annual" restricted stock units, with proration based on the number of full years of the participant's completed service over the number of years required to vest under the original vesting schedule;
- outstanding performance share awards will not be forfeited solely as a result of the participant's termination, and the target number of shares under each award will be prorated based on the number of months the participant worked during the applicable performance period;
- full vesting of the participant's VIP company contribution account; and
- outplacement services in accordance with 3M's policy.

In addition, if Mr. Patolawala voluntarily resigns from employment with the Company for Good Reason or his employment is terminated by the Company other than for Misconduct, he also will be entitled to receive accelerated vesting of certain make-whole and inducement equity awards granted in connection with his commencement of employment, subject to Mr. Patolawala's execution of an effective and irrevocable general release of all claims against the Company and its affiliates and without duplication of any benefits to which he may become entitled under the Severance Plan. These additional benefits are not part of the Severance Plan but were negotiated in connection with Mr. Patolawala's commencement of employment.

Any severance payments under the Severance Plan will reduce on a dollar-for-dollar basis (but not below \$0) any amounts the participant may otherwise be eligible to receive under his or her non-competition agreement with 3M. In addition, severance payments will cease in the event the participant becomes reemployed by 3M.

The Severance Plan does not provide severance benefits to employees who terminate pursuant to a mandatory retirement policy adopted by the Board. Employees who terminate in connection with a spinoff, divestiture or similar transaction involving the employee's business unit may be eligible to participate at the discretion of the Company. To be eligible to receive benefits under the Severance Plan, an employee must execute and not revoke a general release of claims in favor of the Company in a form approved by the Company.

In the event a Named Executive Officer's payments under the Severance Plan would be subject to an excise tax on "parachute payments" in connection with a change in control of the Company due to the application of Section 280G of the Internal Revenue Code, the Named Executive Officer will not be entitled to a "gross-up." Instead, the Named Executive Officer's "parachute payments" may be reduced if such reduction would provide the Named Executive Officer with a greater post-tax benefit than he or she would receive if the excise taxes were to apply.

For purposes of the Severance Plan and Mr. Patolawala's special equity benefits, the terms "Misconduct" and "Good Reason" mean the following:

"Misconduct" means (i) the employee's willful failure to substantially perform his or her duties (other than a failure resulting from his or her disability); (ii) the employee's willful failure to carry out, or comply with any lawful and reasonable directive of the Board or his or her immediate supervisor; (iii) the occurrence of any act or omission by the employee that could reasonably be expected to result in (or has resulted in) his or her conviction, plea of no contest, plea of nolo contendere, or imposition of unadjudicated probation for any felony or indictable offense or crime involving moral turpitude; (iv) the employee's commission of an act of fraud, embezzlement, misappropriation, misconduct, or breach of fiduciary duty against the Company or any of its subsidiaries or affiliates or any of their officers, directors, employees, customers, suppliers, insurers or agents; (v) for purposes of the Severance Plan only, the employee's material breach of any material provision of any written agreement with the Company or any subsidiary; (vi) any action (or inaction) by the employee that 3M reasonably determines constitutes gross negligence or misconduct in the performance of his or her duties and responsibilities; or (vii) any other intentional misconduct by the Named Executive Officer that significantly affects the business or affairs of the Company or any subsidiary in an adverse manner.

"Good Reason" means, with respect to a voluntary termination occurring within 18 months following a change in control of the Company, (i) a material diminution in the employee's position, authority, duties or responsibilities as in effect immediately prior to the change in control, (ii) a material diminution in the employee's base salary or annual planned cash compensation, or (iii) a material change in the geographic location at which the employee is required to perform services for his or her employer. If the voluntary termination does not occur within 18 months following a change in control, "Good Reason" means (i) a material diminution in the employee's base salary or annual planned cash compensation, other than an across-the-board reduction that applies to all comparable positions, or (ii) a change in excess of 100 miles in the primary work location at which the employee is required to perform services for his or her employer. For terminations that do not occur within 18 months following a change in control, the employee will be required to provide written notice to the Company of the grounds for a Good Reason termination within 30 days of the initial existence of such grounds, and the Company has 30 days from the date of such notice to cure such circumstances. An employee must terminate employment for Good Reason within 60 days after the first occurrence of the applicable grounds.

Rights and payments upon a qualifying termination in connection with a change in control

If the Company terminates a Named Executive Officer's employment for reasons other than Misconduct (or for awards granted prior to May 10, 2016, reasons other than Cause) or if a Named Executive Officer resigns for Good Reason, in any such case within 18 months following a "change in control event" of the Company (as defined for purposes of Section 409A of the Internal Revenue Code), then in addition to any benefits provided under the Severance Plan and the special benefits provided to Mr. Patolawala described above, all of the Named Executive Officer's outstanding unvested stock options and restricted stock units granted under the Company's stock plans will be immediately vested and all of such Named Executive Officer's outstanding performance shares will be prorated and settled in accordance with the terms of the plan.

For purposes of our outstanding long-term incentive awards, the terms "Misconduct," "Cause," and "Good Reason" mean the following:

"Misconduct" means (i) the Named Executive Officer's willful failure to substantially perform his or her duties (other than a failure resulting from his or her disability); (ii) the Named Executive Officer's willful failure to carry out, or comply with any lawful and reasonable directive of the Board or his or her immediate supervisor; (iii) the occurrence of any act or omission by the Named Executive Officer that could reasonably be expected to result in (or has resulted in) his or her conviction, plea of no contest, plea of nolo contendere, or imposition of unadjudicated probation for any felony or indictable offense or crime involving moral turpitude; (iv) the Named Executive Officer's commission of an act of fraud, embezzlement, misappropriation, misconduct, or breach of fiduciary duty against the Company or any of its subsidiaries or affiliates or any of their officers, directors, employees, customers, suppliers, insurers or agents; (v) the Named Executive Officer's material breach of any material provision of any written agreement with the Company or any subsidiary; or (vi) any other intentional misconduct by the Named Executive Officer that significantly affects the business or affairs of the Company or any subsidiary in an adverse manner.

"Cause" means a material violation of any policy of the Company, or embezzlement or theft of property belonging to the Company.

"Good Reason" means (i) a material diminution in the Named Executive Officer's position, authority, duties, or responsibilities as in effect immediately prior to the change in control; (ii) a material diminution in the Named Executive Officer's base salary or annual planned cash compensation; or (iii) a material change in the geographic location at which the Named Executive Officer is required to perform services for the Company.

Rights and payments upon termination for any other reason

In the event of the termination of a Named Executive Officer's employment for any reason that does not fit into one of the categories described above:

- the Named Executive Officers will have the opportunity to exercise vested stock options granted under the Company's stock plans within the first 90 days following the termination date (but not beyond the original expiration date of any such stock option), at which time any remaining vested stock options will be forfeited; and
- all unvested stock options, restricted stock units, and performance shares granted to the Named Executive Officers will be forfeited immediately.

The amounts payable to or on behalf of each of the Named Executive Officers in each of the above situations (other than amounts relating to payments or benefits generally provided on a non-discriminatory basis to all similarly situated employees) is reflected in the table below, assuming that each individual's employment had terminated and/or a change in control of the Company had occurred on December 31, 2022. As of December 31, 2022, Mr. Roman, Mr. Lavers, and Mr. Vale were eligible to retire (as that term is defined for purposes of 3M's stock plans). Ms. Poul retired from employment with the Company effective as of July 1, 2022, and became entitled to receive the payments and benefits described under "Potential payments upon termination or change in control — Rights and payments upon retirement" on page 99 above. She was not eligible to receive, and did not receive, any severance payments or benefits under the Executive Severance Plan or otherwise.

2022 potential payments upon termination or change in control table

All amounts in U.S. dollars

Name	Termination of Employment Due to ...				
	Death	Disability	Qualifying Termination not in connection with a Change in Control	Qualifying Termination in connection with a Change in Control	Retirement/ Other Reason
Michael F. Roman					
Cash Severance	—	—	7,837,500	7,837,500	—
Outstanding PSAs ⁽¹⁾	8,604,900	—	—	2,613,541	—
Unvested RSUs ⁽²⁾	—	—	—	—	—
Unvested Options ⁽³⁾	—	—	—	—	—
Life Insurance Proceeds ⁽⁴⁾	3,000,000	—	—	—	—
Outplacement Services	—	—	3,500	3,500	—
Total	11,604,900	—	7,841,000	10,454,541	—
Monish Patolawala					
Cash Severance	—	—	3,567,532	3,567,532	—
Outstanding PSAs ⁽¹⁾	3,986,662	—	1,343,748	1,111,489	—
Unvested RSUs ⁽²⁾	5,353,209	5,353,209	1,958,432	5,353,209	—
Unvested Options ⁽³⁾	—	—	—	—	—
Life Insurance Proceeds ⁽⁴⁾	3,000,000	—	—	—	—
401(k) Plan Vesting	—	—	16,085	16,085	—
Outplacement Services	—	—	3,500	3,500	—
Total	12,339,871	5,353,209	6,889,296	10,051,814	—
Peter D. Gibbons					
Cash Severance	—	—	2,430,000	2,430,000	—
Outstanding PSAs ⁽¹⁾	1,297,636	—	216,273	120,248	—
Unvested RSUs ⁽²⁾	1,576,018	1,576,018	—	1,576,018	—
Unvested Options ⁽³⁾	—	—	—	—	—
Life Insurance Proceeds ⁽⁴⁾	3,000,000	—	—	—	—
401(k) Plan Vesting	—	—	16,036	16,036	—
Outplacement Services	—	—	3,500	3,500	—
Total	5,873,654	1,576,018	2,665,809	4,145,802	—
Jeffrey R. Lavers					
Cash Severance	—	—	2,430,000	2,430,000	—
Outstanding PSAs ⁽¹⁾	1,928,943	—	—	538,753	—
Unvested RSUs ⁽²⁾	956,531	956,531	—	956,531	—
Unvested Options ⁽³⁾	—	—	—	—	—
Life Insurance Proceeds ⁽⁴⁾	3,000,000	—	—	—	—
Outplacement Services	—	—	3,500	3,500	—
Total	5,885,474	956,531	2,433,500	3,928,784	—
Michael G. Vale					
Cash Severance	—	—	2,430,000	2,430,000	—
Outstanding PSAs ⁽¹⁾	2,296,930	—	—	680,803	—
Unvested RSUs ⁽²⁾	—	—	—	—	—
Unvested Options ⁽³⁾	—	—	—	—	—
Life Insurance Proceeds ⁽⁴⁾	3,000,000	—	—	—	—
Outplacement Services	—	—	3,500	3,500	—
Total	5,296,930	—	2,433,500	3,114,303	—
Mojdeh Poul					
Cash Severance	—	—	—	—	—
Outstanding PSAs ⁽¹⁾	—	—	—	—	—
Unvested RSUs ⁽²⁾	—	—	—	—	—
Unvested Options ⁽³⁾	—	—	—	—	—
Life Insurance Proceeds ⁽⁴⁾	—	—	—	—	—
Outplacement Services	—	—	—	—	—
Total	—	—	—	—	—

FOOTNOTES TO 2022 POTENTIAL PAYMENTS UPON TERMINATION OR CHANGE IN CONTROL TABLE

- (1) Amounts shown reflect the value of performance share awards (PSAs) under the 2016 Long-Term Incentive Plan for which the three-year performance period has not been completed (adjusted to reflect the closing price of a share of 3M common stock on the NYSE for December 30, 2022 (\$119.92)), and which would be paid upon the occurrence of the respective triggering events in accordance with the terms of the awards.
- (2) Amounts shown reflect the value of the shares underlying the unvested 3M restricted stock units that would vest upon the occurrence of the respective triggering events in accordance with the terms of the awards. Share values are based on the closing price of a share of 3M common stock on the NYSE for December 30, 2022 (\$119.92).
- (3) Amounts shown reflect the intrinsic value on December 31, 2022, of unvested, in-the-money 3M stock options that will vest upon the occurrence of the respective triggering events in accordance with the existing contractual terms of the stock options. Intrinsic values are based on the closing price of a share of 3M common stock on the NYSE for December 30, 2022 (\$119.92).
- (4) Amounts shown reflect the group term life insurance proceeds that would be payable to each individual's beneficiary or beneficiaries pursuant to the policies obtained for them under the Executive Life Insurance Plan.

Pay ratio

Presented below is the ratio of annual total compensation of our CEO to the annual total compensation of our median employee (excluding our CEO) for 2022. The ratio reflects a reasonable estimate calculated in a manner consistent with Item 402(u) of Regulation S-K under the Exchange Act.

In identifying our median employee (a full-time production employee in the Midwestern United States), we calculated the target annual Total Cash Compensation of each employee as of December 31, 2022. For these purposes, annual Total Cash Compensation included base salary or hourly wages, cash incentives, commissions, and comparable cash elements of compensation in non-U.S. jurisdictions and was calculated using internal human resources records. All amounts were annualized for permanent employees who did not work for the entire year, such as new hires, employees on paid or unpaid leave of absence and employees called for active military duty. We did not apply any cost-of-living adjustments as part of the calculation.

We selected the median employee from among 93,001 full-time, part-time, temporary, and seasonal workers who were employed as of December 31, 2022. We did not exclude any employees (whether pursuant to the de minimis exemption for foreign employees or any other permitted exclusion) when making this determination.

As determined in accordance with Item 402 of Regulation S-K, the 2022 annual total compensation was \$14,031,387 for our CEO and \$70,905 for our median employee. Among other things, these amounts include base salary, overtime, incentive payments, stock-based compensation (based on the grant date fair value of awards granted during 2022), changes in pension values and retirement plan contributions. As calculated in this manner, the ratio of our CEO's total compensation to our median employee's total compensation for fiscal year 2022 is 198 to 1.

Pay versus performance disclosure

Provided below is the Company's "pay versus performance" disclosure as required pursuant to Item 402(v) of Regulation S-K under the Exchange Act. We have included:

- A tabular list of the most important financial performance measures used by our Compensation and Talent Committee in setting performance-based compensation in 2022;
- A table that compares the total compensation of our named executive officers (NEOs) as presented in the Summary Compensation Table (SCT) to "compensation actually paid" as defined by the Securities and Exchange Commission (CAP) and that compares CAP to specified performance measures; and
- Graphs that describe:
 - the relationship between our total shareholder return (TSR) and the TSR of the Dow Jones Industrial Average (Peer Group TSR); and
 - the relationships between CAP and our cumulative TSR, GAAP Net Income, and our company selected measure, Organic Sales Growth.

CAP, like total compensation disclosed in the SCT, does not necessarily reflect value actually realized by the executives or how our Committee evaluates compensation decisions in light of Company or individual performance. In particular, our Committee has not used CAP as a basis for making compensation decisions, nor does it use GAAP Net Income or Peer Group TSR for purposes of determining incentive compensation. In addition, a significant portion of the CAP amounts shown relate to changes in values of unvested awards over the course of the reporting year. These unvested awards remain subject to significant risk from forfeiture conditions and possible future declines in value based on changes in our stock price. As described in detail in the "Compensation Discussion and Analysis" section (CD&A) on

pages 72 to 74, our performance share awards are subject to multi-year performance conditions tied to performance metrics and all of our equity awards are subject to time vesting conditions. The ultimate values actually realized by our NEOs from unvested equity awards, if any, will not be determined until the awards fully vest and are settled (or exercised). Please refer to the CD&A for a discussion of our executive compensation program objectives and the ways in which we align executive compensation pay with performance.

Salary, bonus, non-equity incentive plan compensation, nonqualified deferred compensation earnings, and all other compensation are each calculated in the same manner for purposes of both CAP and SCT. For 3M, there are two primary differences between the calculation of CAP and SCT total compensation:

	SCT Total	CAP
Pension	Year over year change in the actuarial present value of pension benefits	Current year service cost and any change in prior year service cost (if a plan amendment occurred during the year)
Stock and Option Awards	Grant date fair value of stock and option awards granted during the year	Year over year change in the fair value of stock and option awards that are unvested as of the end of the year, or vested or were forfeited during the year

Metrics Used for Linking Pay and Performance. The following is a list of financial performance measures, which in our assessment represent the most important performance measures used by the Company to link compensation actually paid to the NEOs for 2022. Each metric below is used for purposes of determining payouts under either our annual incentive program or vesting of our performance share awards. The measures in this table are not ranked. Please see the CD&A for a further description of these metrics and how they are used in the Company's executive compensation program.

- Local Currency Sales
- Operating Income
- Operating Cash Flow Conversion
- Earnings Per Share Growth
- Relative Organic Sales Growth
- Return on Invested Capital
- Free Cash Flow Conversion

Organic Sales Growth is considered an important top-line measure that supports long-term shareholder value creation. For this reason, the Compensation and Talent Committee, in consultation with its independent compensation consultant, chose Organic Sales Growth as the foundation for the relative metric used to calculate one-third of the payout opportunity for the 2022 performance share awards granted to the Company's executives, which comprise 50 percent of the annual long-term incentive compensation opportunity each executive received in 2022. While Organic Sales Growth is being used as the Company-selected measure included in the tabular disclosure above and the table and graphs that follow, it may not have been the most important financial performance measure for fiscal years 2021 and 2020, and the most important financial performance measure used in future years may be different.

Pay Versus Performance Table. Provided below is tabular compensation data for the Company's Chief Executive Officer (CEO) (our Principal Executive Officer) and our NEOs other than the CEO for 2022, 2021, and 2020.

All amounts in U.S. dollars

(a)	(b)	(c)	(d)	(e)	Value of Initial Fixed \$100 Investment Based on:		(h)	(i)
					(f)	(g)		
Year	Summary Compensation Table Total for CEO ⁽¹⁾	Compensation Actually Paid to CEO ⁽²⁾	Average Summary Compensation Table Total for Other NEOs ⁽¹⁾	Average Compensation Actually Paid to Other NEOs ⁽²⁾	Total Shareholder Return	Peer Group Total Shareholder Return ⁽³⁾	GAAP Net Income (\$mil.)	Company Selected Measure: Organic Sales Growth ⁽⁴⁾
2022	14,031,387	152,482	5,325,306	1,854,462	75.89	123.60	5,777	1.2%
2021	18,200,584	18,438,692	5,518,734	3,545,107	107.80	132.71	5,921	8.8%
2020	20,700,347	15,704,765	5,810,620	2,335,315	102.79	109.72	5,384	-1.7%

- (1) Michael F. Roman was our CEO for each year presented. For 2022, our other NEOs were Monish Patolawala, Peter D. Gibbons, Jeffrey R. Lavers, Michael G. Vale, and Mojdeh Poul (retired); for 2021, our other NEOs were Monish Patolawala, Ashish K. Khandpur, Mojdeh Poul, and Michael G. Vale; and for 2020, our other NEOs were Monish Patolawala, Eric D. Hammes, Mojdeh Poul, Michael G. Vale, and Nicholas C. Gangestad (retired).

Executive compensation

(2) The dollar amounts reported represent CAP, as computed in accordance with Securities and Exchange Commission rules. The dollar amounts do not reflect the actual amount of compensation earned by or paid during the applicable year. In accordance with Securities and Exchange Commission rules, the following adjustments were made to SCT total compensation to determine CAP:

Reconciliation of SCT total compensation to CAP for CEO

All amounts in U.S. dollars

(a)	(b)	(c)	(d)	(e)	(f)	(g)	(h)	(i)	(j)	(k) = (b)-(c)+ (d)-(e)+(f)+ (g)+(h)+ (i)-(j)
Fiscal Year	SCT Total for CEO	Minus SCT Change in Pension Value for CEO	Plus Pension Value Service Cost(i)	Minus SCT Equity for CEO	Plus EOY Fair Value of Equity Awards Granted During Fiscal Year that are Outstanding and Unvested at EOY ⁽ⁱⁱ⁾	Plus Change from BOY to EOY in Fair Value of Awards Granted in Any Prior Fiscal Year that are Outstanding and Unvested at EOY ⁽ⁱⁱ⁾	Plus Fair Value at Vesting Date of Awards Granted and Vested During the Fiscal Year ⁽ⁱⁱ⁾	Plus Change in Fair Value from BOY to Vesting Date of Awards Granted in Any Prior Fiscal Year that Vested During the Fiscal Year ⁽ⁱⁱ⁾	Minus Fair Value at BOY of Awards Granted in Prior Year that were Forfeited During the Fiscal Year ⁽ⁱⁱ⁾	CEO CAP
2022	14,031,387	—	742,142	11,000,949	5,780,110	(5,795,900)	—	(3,604,307)	—	152,482
2021	18,200,584	2,978,538	756,691	10,501,098	11,644,213	756,097	—	560,744	—	18,438,692
2020	20,700,347	7,709,350	512,179	10,001,635	13,484,523	(559,922)	—	(721,377)	—	15,704,765

"EOY" = End of Year, "BOY" = Beginning of Year

Reconciliation of SCT total compensation to CAP for Average of Other NEOs

All amounts in U.S. dollars

(a)	(b)	(c)	(d)	(e)	(f)	(g)	(h)	(i)	(j)	(k) = (b)-(c)+ (d)-(e)+(f)+ (g)+(h)+ (i)-(j)
Fiscal Year	Average SCT Total for Other NEOs	Minus SCT Change in Pension Value for Other NEOs	Plus Pension Value Service Cost(i)	Minus SCT Equity for Other NEOs	Plus EOY Fair Value of Equity Awards Granted During Fiscal Year that are Outstanding and Unvested at EOY ⁽ⁱⁱ⁾	Plus Change from BOY to EOY in Fair Value of Awards Granted in Any Prior Fiscal Year that are Outstanding and Unvested at EOY ⁽ⁱⁱ⁾	Plus Fair Value at Vesting Date of Awards Granted and Vested During the Fiscal Year ⁽ⁱⁱ⁾	Plus Change in Fair Value from BOY to Vesting Date of Awards Granted in Any Prior Fiscal Year that Vested During the Fiscal Year ⁽ⁱⁱ⁾	Minus Fair Value at BOY of Awards Granted in Prior Year that were Forfeited During the Fiscal Year ⁽ⁱⁱ⁾	CAP for Other NEOs
2022	5,325,306	124,457	103,225	3,851,488	706,405	(22,688)	—	(225,074)	56,767	1,854,462
2021	5,518,734	93,789	173,685	3,414,689	1,229,934	73,896	1,479	55,858	—	3,545,107
2020	5,810,620	1,066,337	133,549	3,505,019	1,392,235	(79,805)	—	(62,847)	287,081	2,335,315

"EOY" = End of Year, "BOY" = Beginning of Year

(i) Pension value service cost is calculated as the actuarial present value of benefits attributed to services rendered by the executive during the applicable fiscal year under the Company's defined benefit pension plans, using the same methodology used in the Company's GAAP financial statements included in its Annual Report on Form 10-K.

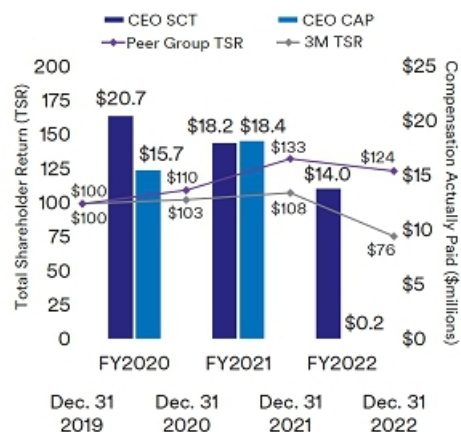
(ii) For this purpose, the fair value of equity awards was calculated in accordance with Financial Accounting Standards Board Accounting Standards Codification Topic 718, Compensation — Stock Compensation. The fair value of unvested time-based share awards, as well as the fair value of all share-based awards upon vesting, is based upon the closing price for a share of 3M common stock on the NYSE for the applicable date of measurement. The fair value of unvested performance share awards is based upon the probable outcome of the applicable performance conditions at the time of measurement. The fair value of unvested options, and the fair value received upon the vesting of stock options, is based upon the Black-Scholes option-pricing model as of the date of measurement, consistent with the stock option valuation model used to determine amounts reported in the Company's Annual Report on Form 10-K.

(3) Reflects total shareholder return indexed to \$100 for the Dow Jones Industrial Average (DJIA) Index, which is an industry line peer group reported in the performance graph included in the Company's 2022 Annual Report on Form 10-K, and assuming reinvestment of all dividends, where applicable.

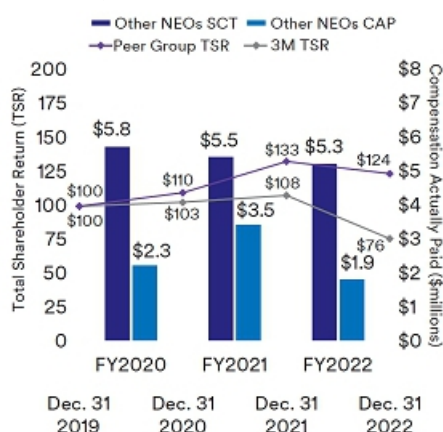
(4) Please see Appendix B for a definition of Organic Sales Growth. Values shown reflect Organic Sales Growth as calculated for purposes of our executive compensation program for the applicable reporting year.

Relationship between Company TSR and Peer Group TSR and CAP and Company TSR. The graphs below illustrate the relationship between our TSR and the Peer Group TSR, as well as the relationship between CAP and our TSR for the CEO and other NEOs. For reference, SCT total compensation values for each year are also shown. As the graphs below illustrate, CAP amounts for our CEO and other NEOs are strongly aligned with 3M's TSR. The graph below also illustrates the relationship between our TSR and the Peer Group TSR.

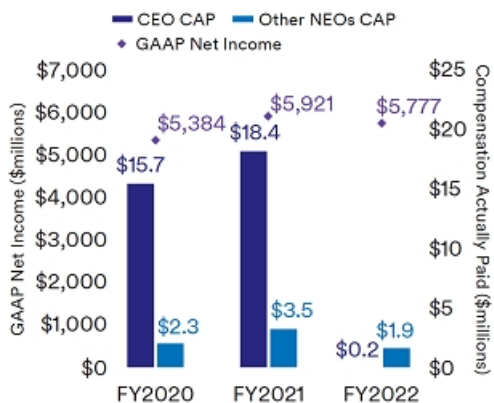
CEO Pay vs. Performance: Total Shareholder Return



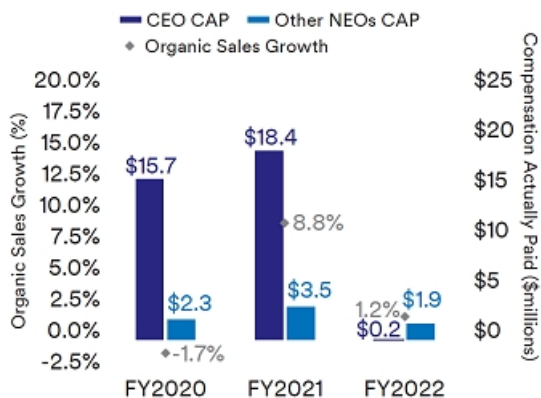
Other NEOs Pay vs. Performance: Total Shareholder Return



Relationship between CAP and GAAP Net Income. The graph below reflects the relationship between the CEO and Average other NEO CAP and our GAAP Net Income. GAAP net income is not used as a metric in our annual or long-term incentive plans.



Relationship between CAP and Organic Sales Growth (our Company-Selected Measure). The graph below reflects the relationship between CEO and Average Other NEO CAP and Organic Sales Growth.



Stock ownership information

Security ownership of management

The following table includes all 3M stock-based holdings, as of February 28, 2023, of the directors and the Named Executive Officers set forth in the Summary Compensation Table, and the directors and executive officers as a group.

Common stock and total stock-based holdings

Name	Stock ⁽¹⁾	Restricted Stock Units ⁽²⁾	Deferred Stock ⁽³⁾	Total ⁽⁴⁾	Percent of Class
Thomas “Tony” K. Brown , Director	1,293	—	9,776	11,069	(5)
Anne H. Chow , Director	—	—	400	400	(5)
Pamela J. Craig , Director	—	—	4,628	4,628	(5)
David B. Dillon , Director	1,200	—	8,271	9,471	(5)
Michael L. Eskew , Director	—	—	54,807	54,807	(5)
James R. Fitterling , Director	6,300	—	3,544	9,844	(5)
Amy E. Hood , Director	24	—	5,902	5,926	(5)
Muhtar Kent , Director	2,472	—	18,380	20,852	(5)
Suzan Kereere , Director	—	—	1,551	1,551	(5)
Dambisa F. Moyo , Director	1,351	—	3,623	4,974	(5)
Gregory R. Page , Director	4,000	—	9,285	13,285	(5)
Pedro J. Pizarro , Director	—	—	400	400	(5)
Michael F. Roman , Chairman of the Board and Chief Executive Officer	869,708	—	106,352	976,060	(5)
Monish Patolawala , Executive Vice President, Chief Financial and Transformation Officer	84,172	53,731	—	137,903	(5)
Peter D. Gibbons , Group President, Enterprise Operations	2,361	25,951	—	28,312	(5)
Jeffrey R. Lavers , Group President, Consumer and Interim Group President, Health Care	102,120	21,214	—	123,334	(5)
Michael G. Vale , Group President, Safety and Industrial	387,251	13,431	42,222	442,904	(5)
Mojdeh Poul , Former Group President, Health Care	138,189	14,461	—	152,650	(5)
All Directors and Executive Officers as a Group (25 persons)	2,245,152	225,585	314,212	2,784,949	(5)

(1) This column lists beneficial ownership of 3M common stock as calculated under Securities and Exchange Commission rules. Unless otherwise noted, voting power and investment power in the shares are exercisable solely by the named person, and none of the shares are pledged as security by the named person. In accordance with Securities and Exchange Commission rules, this column also includes shares that may be acquired pursuant to stock options that are or will be exercisable within 60 days of February 28, 2023, as follows: Mr. Roman — 847,772 shares; Mr. Patolawala — 70,636 shares; Mr. Gibbons — 0 shares; Mr. Lavers — 94,092 shares; Mr. Vale — 358,129 shares; and Ms. Poul — 128,852 shares. This column includes the following shares that the named person shares voting and/or investment power: Mr. Gibbons — 86 shares held indirectly with a family member and Mr. Lavers — 1,378 shares held indirectly with a family member and 127 shares held jointly with a family member.

(2) This column reflects restricted stock units that generally vest over a three- to five-year period, assuming continued employment until each vesting date (or until the individual retires from the Company, in some cases). The executive officers do not have voting power with respect to the shares listed in this column.

(3) This column reflects shares earned by the directors as a result of their service on the Board of Directors, the payout of which has been deferred until following the termination of their membership on the Board of Directors. This column also includes shares of the Company's common stock which the executive officers are entitled to receive following their retirement from the Company as a result of their election to defer all or a portion of the payout of their performance share awards granted under the Company's long-term incentive plan. Neither the directors nor the executive officers have voting power with respect to the shares listed in this column.

- (4) This column shows the individual's total 3M stock-based holdings, including the securities shown in the "Stock" column (as described in note 1), in the "Restricted Stock Units" column (as described in note 2), and in the "Deferred Stock" column (as described in note 3).
- (5) Each director and executive officer individually, and all directors and executive officers as a group, beneficially owned less than one percent of the outstanding common stock of the Company.

Security ownership of certain beneficial owners

The following table sets forth information regarding beneficial owners of more than 5 percent of the outstanding shares of 3M common stock.

Name/address	Common Stock Beneficially Owned	Percent of Class
The Vanguard Group ⁽¹⁾ 100 Vanguard Blvd. Malvern, PA 19355	46,872,159	8.48
BlackRock, Inc. ⁽²⁾ 55 East 52nd Street New York, NY 10055	42,491,138	7.7
State Street Corporation ⁽³⁾ State Street Financial Center One Lincoln Street Boston, MA 02111	33,382,422	6.04

(1) In a Schedule 13G/A filed with the Securities and Exchange Commission on February 9, 2023, The Vanguard Group reported that, as of December 31, 2022, it had shared voting power with respect to 744,858 shares, sole dispositive power with respect to 44,608,029 shares, and shared dispositive power with respect to 2,264,130 shares. Vanguard provides investment management services to the Company's defined contribution plans in the U.S. through a co-mingled mutual fund vehicle. The 3M Voluntary Investment Plan and Employee Stock Ownership Plan and the 3M Savings Plan use this investment in their defined contribution investment choices. Fees paid for investment management of the fund are incorporated into the fund NAV on a daily basis and fully disclosed as an expense ratio for the fund. As a result, these fees are paid by participants in the Company's defined contribution plans and are not paid by the Company. The fees paid are reviewed by the fiduciaries of the employee benefit plans and are determined to be reasonable for the services provided.

(2) In a Schedule 13G/A filed with the Securities and Exchange Commission on February 7, 2023, BlackRock, Inc. reported that, as of December 31, 2022, it had sole voting power with respect to 37,923,571 shares and sole dispositive power with respect to 42,491,138 shares, of which 27,958 shares were held as investment manager for the 3M Voluntary Investment Plan and Employee Stock Ownership Plan and the 3M Savings Plan. BlackRock, Inc. and its affiliates provide investment management services to several employee benefit plans sponsored by the Company and its Canadian affiliate. The 3M Voluntary Investment Plan and Employee Stock Ownership Plan, the 3M Savings Plan and the 3M Canada Company Master Trust utilize these investment management services. In total, the various employee benefit plans paid fees of \$3.8 million in 2022 to BlackRock, Inc. and its affiliates, a majority of which was paid by the participants in the 3M Voluntary Investment Plan and Employee Stock Ownership Plan. In addition, the Trustee (BlackRock Institutional Trust Company, N.A.) charged the funds held by the 3M Voluntary Investment Plan and Employee Stock Ownership Plan and the 3M Savings Plan an annual administration fee and transaction fees which are incorporated into the funds' NAV. The fees paid are reviewed by the fiduciaries of the employee benefit plans and are determined to be reasonable for the services provided.

(3) In a Schedule 13G/A filed with the Securities and Exchange Commission on February 6, 2023, State Street Corporation reported that, as of December 31, 2022, it had shared voting power with respect to 24,330,719 shares of 3M common stock and shared dispositive power with respect to 33,371,799 shares of 3M common stock. Of these shares, 35,393 shares were held as investment manager for the Company's defined contribution plans in the U.S. through a co-mingled mutual fund vehicle. The 3M Voluntary Investment Plan and Employee Stock Ownership Plan and the 3M Savings Plan use this investment in their defined contribution investment choices. State Street Bank and Trust Company provides corporate finance services to the Company. The 3M Voluntary Investment Plan and Employee Stock Ownership Plan and the 3M Savings Plan utilize State Street Global Advisors, an affiliate of State Street Bank and Trust Company, as an investment manager. Further, State Street Bank and Trust Company is a participant in 3M Company's \$3 billion five-year credit agreement dated November 15, 2019. In total, the Company and the defined contribution plans paid fees of \$0.5 million in 2022 to State Street Bank and Trust Company and its affiliates, a majority of which was paid by the participants in the 3M Voluntary Investment Plan and Employee Stock Ownership Plan. For certain funds, there may be fees paid to the investment manager that are incorporated into the fund NAV on a daily basis. As a result, these fees are paid by participants in the Company's defined contribution plans and are not paid by the Company. In addition, during 2022, the Trustee (State Street Global Advisors Trust Company) charged the funds held by the 3M Voluntary Investment Plan and Employee Stock Ownership Plan and the 3M Savings Plan an annual administration fee and transaction fees which are incorporated into the funds' NAV. The fees paid are reviewed by the Company or fiduciaries of the employee benefit plans and are determined to be reasonable for the services provided.

Other information

Proxy Statement

The Board of Directors of 3M Company, a Delaware corporation, is soliciting proxies for the Company's Annual Meeting of Shareholders. You are receiving a Proxy Statement because you own shares of 3M common stock that entitle you to vote at the meeting. By use of a proxy you can vote, whether or not you attend the meeting. The Proxy Statement describes the matters we would like you to vote on and provides information on those matters so you can make an informed decision.

The information included in this Proxy Statement relates to proposals to be voted on at the meeting (if properly presented), the voting process, 3M's Board and Board committees, the compensation of directors and certain executive officers, and other required information.

Purpose of the Annual Meeting

The purpose of the Annual Meeting is to elect the directors identified in this Proxy Statement and to conduct the business described in the Notice of Annual Meeting.

Participating in the virtual Annual Meeting

How do I attend the 2023 virtual Annual Meeting?

If you are a holder of 3M common stock as of the close of business on March 14, 2023, the record date, you or your proxy holder may participate, vote, submit questions, and examine a list of shareholders of record via www.virtualshareholdermeeting.com/MMM2023 by entering your 16-digit control number. You can find your control number on:

- your proxy card included in this Proxy Statement if it was mailed to you;
- your Notice of Internet Availability of Proxy Materials if you received proxy materials via electronic delivery; or
- your voting instruction card if you hold your shares in street name through a broker or other nominee.

You can view the meeting agenda, rules of conduct and procedures, and proxy materials for the Annual Meeting on the virtual meeting platform.

If you lost your 16-digit control number or are not a shareholder, you will be able to attend the meeting by visiting www.virtualshareholdermeeting.com/MMM2023 and registering as a guest. If you enter the meeting as a guest, you will not be able to vote your shares or submit questions during the meeting.

You may begin to log into the meeting platform 15 minutes prior to the meeting's start time on the meeting date. The meeting will begin promptly at 8:30 a.m. Central Daylight Time on May 9, 2023.

The virtual meeting platform is supported across browsers and devices running the current version of applicable software and plug-ins. Participants should give themselves plenty of time to log in and ensure they have a strong Wi-Fi connection and they can hear streaming audio prior to the start of the meeting.

Will there be technical support for the meeting?

If you encounter technical difficulties with the virtual meeting platform on the meeting day, please call the technical support number that will be posted on the meeting website. Technical support will be available starting at 8:15 a.m. Central Daylight Time and until the end of the meeting.

How do I submit questions at the meeting? Can I submit questions in advance of the meeting?

We welcome questions from shareholders. If you are a record date shareholder with a 16-digit control number, you may submit questions both in advance of and during the meeting. If you wish to submit a question in advance of the meeting, you may use your 16-digit control number to access www.proxyvote.com. Questions may also be submitted shortly before or during the meeting, by logging into the virtual meeting platform at www.virtualshareholdermeeting.com/MMM2023, select the "Q&A" button and type your questions into the "Submit a Question" field, and click "Submit." Questions relevant to meeting matters will be answered during the meeting, subject to time constraints. To allow us to address questions from as many shareholders as possible, each shareholder will be limited to two questions. Questions from multiple shareholders on the same topic or relating to the same topic may be grouped, summarized, and answered together. We ask that all shareholders provide their name and contact details when submitting questions through the virtual meeting platform, so that we may address any individual concerns or follow up matters directly. Responses to questions relevant to meeting matters that we do not have time to respond to during the meeting will be posted to our Investor Relations website at <https://investors.3M.com> as soon as practicable after the meeting. Questions regarding personal matters or matters not relevant to meeting matters will not be answered. Please refer to the Rules of Conduct and Procedures for the shareholder meeting that will be posted on the meeting website.

Information about the Notice of Internet Availability of Proxy Materials

Why did I receive a Notice of Internet Availability of the Proxy Materials and not the printed proxy materials?


The Securities and Exchange Commission allows companies to furnish their proxy materials to shareholders over the Internet. As a result, we are mailing to many of our shareholders a Notice of Internet Availability of Proxy Materials instead of a paper copy of the proxy materials. In addition, we are providing the notice and proxy materials by e-mail to some of our shareholders who previously consented to electronic delivery of proxy materials. Those shareholders should have received an e-mail containing a link to the website where the proxy materials are available, as well as a link to the proxy voting website. All shareholders receiving the Notice of Internet Availability of Proxy Materials will have the ability to access the proxy materials over the Internet and to request to receive a paper copy of the proxy materials by mail. Instructions on how to access the proxy materials over the Internet or to request a paper copy may be found in the notice. In addition, the notice contains instructions on how you may request to receive proxy materials in printed form by mail or to access them electronically in connection with future distributions of proxy materials. Distributing proxy materials electronically conserves natural resources and reduces the costs of printing and distributing our proxy materials.

Why did I receive a printed copy of the proxy materials and not the Notice of Internet Availability of Proxy Materials?

We are providing some of our shareholders, including shareholders who have previously requested to receive paper copies of the proxy materials, with paper copies of the proxy materials instead of the Notice of Internet Availability of Proxy Materials.

How do I view the proxy materials online?

Go to www.proxyvote.com and follow the instructions to view the materials. You will need to provide the control number printed in the box marked by the arrow located on your Notice of Internet Availability of Proxy Materials (see example below — the information in the box is an example only — your number will be different and is unique to you).




Other information

What if I prefer to receive a paper copy of the proxy materials?

You can easily request a paper copy of the proxy materials (including the Notice of Annual Meeting, Proxy Statement, and 2022 Annual Report) at no cost by using one of the three methods below. You will need to provide the control number printed in the box marked by the arrow located on your Notice of Internet Availability of Proxy Materials (see example above — the information in the box is an example only — your number will be different and is unique to you).

 **By Internet**
Logon at
www.proxyvote.com;

 **By Telephone**
Call toll-free at
1-800-579-1639; or

 **By sending an E-mail**
Send to sendmaterial@proxyvote.com (simply provide in the subject line the control number printed in the box marked by the arrow from your Notice of Internet Availability of Proxy Materials; no other information is necessary).

Can I request to receive my Notice of Internet Availability of Proxy Materials by e-mail rather than by mail?

You may request to receive proxy materials for future meetings by e-mail via www.proxyvote.com or www.investordelivery.com and follow the electronic delivery enrollment instructions. If you choose to access future proxy materials electronically, you will receive an e-mail with instructions containing a link to the website where those materials are available and a link to the proxy voting website. Your election to access proxy materials by e-mail will remain in effect until you terminate it.

Please note that you MAY NOT USE your Notice of Internet Availability of Proxy Materials to vote your shares; it is NOT a form for voting. If you return the Notice of Internet Availability of Proxy Materials in an attempt to vote your shares, that vote will not count.

For more information about the Notice of Internet Availability of Proxy Materials, please visit:
www.sec.gov/spotlight/proxymatters/e-proxy.shtml.

Shareholders entitled to vote

Each share of our common stock outstanding as of the close of business on March 14, 2023, the record date, is entitled to one vote at the Annual Meeting on each matter properly brought before the meeting. As of that date, there were 551,468,878 shares of common stock issued and outstanding.

Most 3M shareholders hold their shares through a broker, bank, trustee, or other nominee (which for simplicity we refer to as a “broker or other nominee”) rather than directly in their own name. As summarized below, there are some distinctions between shares held of record and those owned beneficially:

Shareholder of Record	If your shares are registered directly in your name with 3M’s transfer agent, EQ Shareowner Services, you are considered the shareholder of record of those shares and the Notice of Internet Availability of Proxy Materials, or if you requested paper delivery, a copy of these proxy materials are being sent directly to you by 3M. As the shareholder of record, you have the right to grant your voting proxy directly to 3M or to vote electronically at the meeting. You may also vote on the Internet or by telephone, as described in the Notice of Internet Availability of Proxy Materials and below under the heading “Voting methods.”
Beneficial Owner	If your shares are held by a broker or other nominee, you are considered the beneficial owner of shares held in street name and these proxy materials are being forwarded to you by your broker or other nominee who is considered the shareholder of record of those shares. As the beneficial owner, you have the right to direct your broker or other nominee on how to vote and are also invited to attend the meeting. However, since you are not the shareholder of record, you may not vote these shares electronically at the meeting, unless you obtain a legal proxy from the broker or other nominee. Your broker or other nominee is obligated to provide you with a voting instruction card for you to use. You may also vote on the Internet or by telephone, as described in the Notice of Internet Availability of Proxy Materials and below under the heading “Voting methods.” If you fail to provide voting instructions to your broker or other nominee, it will have discretion to vote your shares with respect to Proposal 2, but not with respect to Proposals 1, 3, and 4 as described below under “Voting requirements to elect directors and approve each of the proposals described in this Proxy Statement.”

Plan Accounts

If your shares are held in your account in the 3M Voluntary Investment Plan and Employee Stock Ownership Plan or the 3M Savings Plan, you are considered the beneficial owner of these shares and the trustee of the plans is considered the shareholder of record. Participants in 3M's Voluntary Investment Plan and Employee Stock Ownership Plan or the 3M Savings Plan may direct the trustee on how to vote the shares allocated to their account via the Internet, by telephone, or by signing and submitting the proxy card as described in the Notice of Internet Availability of Proxy Materials and below under the heading "Voting methods." Participants in 3M's Voluntary Investment Plan and Employee Stock Ownership Plan or the 3M Savings Plan may also direct the trustee how to vote a proportionate number of allocated shares of common stock for which it has not received direction by following the same voting instructions. If you fail to direct the trustee how to vote your shares by following these instructions, the trustee will vote your shares as described in the proxy card.

Proposals you are asked to vote on and the Board's voting recommendations

The following proposals are included in this Proxy Statement and are scheduled to be voted on at the meeting. 3M's Board recommends that you vote your shares as indicated below.

Proposals:	The Board's Voting Recommendations:	Rationale for Support:	For Further Details:
1. Elect the 10 directors identified in this Proxy Statement, each for a term of one year.	"FOR" each nominee to the Board	Our nominees are distinguished leaders who bring a mix of skills and qualifications to the Board and can represent the interests of all shareholders.	Page 18
2. Ratify the appointment of PricewaterhouseCoopers LLP as 3M's independent registered public accounting firm for 2023.	"FOR"	Based on its assessment of the qualifications and performance of PwC, the Audit Committee believes that it is in the best interests of the Company and its shareholders to retain PwC.	Page 51
3. Approve, on an advisory basis, the compensation of our Named Executive Officers.	"FOR"	Our executive compensation program appropriately aligns our executives' compensation with the performance of the Company and its business units as well as their individual performance.	Page 55
4. Approve, on an advisory basis, the frequency of advisory votes on the compensation of our named executive officers.	Every "1 year"	The Board believes that annual votes will provide the clearest and most useful feedback from shareholders to the Company and the Compensation Committee in this important area.	Page 56

Other than the proposals described in this Proxy Statement, the Board is not aware of any other matters to be presented for a vote at the Annual Meeting. If you grant a proxy by telephone, Internet, or by signing and returning your proxy card, any of the persons appointed by the Board as proxy holders — Michael F. Roman, Monish Patolawala, and Kevin H. Rhodes — will have the discretion to vote your shares on any additional matters properly presented for a vote at the meeting. If any of our nominees is unavailable as a candidate for director, the above-named proxy holders will vote your proxy for another candidate or candidates as may be nominated by the Board of Directors.

Voting requirements to elect directors and approve each of the proposals described in this Proxy Statement

Quorum	The presence of the holders of a majority of the outstanding shares of common stock entitled to vote at the Annual Meeting, present in person or represented by proxy, is necessary to constitute a quorum. Abstentions and “broker non-votes” are counted as present for purposes of determining a quorum. As discussed below, a “broker non-vote” occurs when a broker or other nominee holding shares for a beneficial owner does not vote on a particular proposal because the broker or other nominee does not have discretionary voting power for that proposal and has not received instructions from the beneficial owner.
Broker Voting	Under NYSE rules, brokers have discretionary authority to vote their clients’ shares in “routine” matters (including Proposal 2, the ratification of PwC as our independent registered public accounting firm) so long as the beneficial owner of those shares did not provide voting instructions to the broker at least ten days before the shareholder meeting. Director elections, shareholder proposals, and executive compensation matters, including the say-on-pay and say-on-frequency proposals, are not considered “routine” matters for these purposes. As a result, if you do not provide your broker with instructions as to how to vote your shares, your broker will be prohibited from voting on Proposals 1, 3, and 4, resulting in a “broker non-vote” with respect to those proposals. If you are a beneficial owner (other than as a participant in the 3M Voluntary Investment Plan and Employee Stock Ownership Plan or the 3M Savings Plan), your broker or other nominee is permitted to vote your shares on the ratification of PwC as our independent registered public accounting firm for 2023, even if it does not receive voting instructions from you.
Election of Directors	<p>In accordance with 3M’s Bylaws, each director is elected by the vote of the majority of votes cast (which means the number of votes cast “for” a director’s election exceeds the number of votes cast “against” that director’s election, with “abstentions” and “broker non-votes” not counted as a vote cast either “for” or “against” that director’s election) with respect to that director’s election at this meeting for the election of directors at which a quorum is present.</p> <p>The Nominating and Governance Committee has established procedures under which any incumbent director who is not elected shall offer to tender his or her resignation to the Board. In the event an incumbent director fails to receive a majority of the votes cast in the election, the Nominating and Governance Committee, or such other committee designated by the Board of Directors, shall make a recommendation to the Board of Directors as to whether to accept or reject the resignation of such incumbent director, or whether other action should be taken. The Board of Directors shall act on the resignation, taking into account the Committee’s recommendation, and publicly disclose (by issuing a press release and filing appropriate disclosure with the Securities and Exchange Commission) its decision regarding the resignation and, if such resignation is rejected, the rationale behind the decision within ninety (90) days following certification of the election results. The Nominating and Governance Committee in making its recommendation and the Board of Directors in making its decision each may consider any factors and other information that they consider appropriate and relevant.</p> <p>An incumbent director who fails to receive a majority of the votes cast in the election and who tenders his or her resignation pursuant to the procedures described above shall remain active and engaged in Board activities while the Nominating and Governance Committee and the Board decide whether to accept or reject such resignation, or whether other action should be taken. However, it is expected that such incumbent director shall not participate in any proceedings by the Nominating and Governance Committee or the Board regarding whether to accept or reject such director’s resignation, or whether to take other action with respect to such director.</p> <p>If the Board of Directors accepts a director’s resignation, or if a nominee for director is not elected and the nominee is not an incumbent director, then the Board of Directors may fill the resulting vacancy pursuant to the Bylaws.</p>
All Other Proposals	The affirmative “FOR” vote of a majority of those shares present in person or represented by proxy at the meeting and entitled to vote on the matter is required to approve Proposals 2 and 3. Proposal 4, with multiple choices, is subject to a plurality vote standard. In tabulating the voting result for any particular proposal “broker non-votes” (if applicable) are not counted as votes “FOR” or “AGAINST” the proposal. An abstention will, however, be counted as entitled to vote on Proposals 2 and 3 and will, therefore, have the effect of a vote “AGAINST” such proposals. Abstentions will have no impact on Proposal 4.

Voting methods

If you hold shares directly as the shareholder of record, you may vote by granting a proxy or by voting electronically at the virtual Annual Meeting. If you hold shares beneficially in street name, you may vote by submitting voting instructions to your broker or other nominee or electronically at the Annual Meeting by requesting a legal proxy from your broker or other nominee. If you own shares beneficially as a participant in the 3M Voluntary Investment Plan and Employee Stock Ownership Plan or the 3M Savings Plan, you may vote by submitting voting instructions to the trustee. In most instances, you will be able to do this over the Internet, by telephone, or by mail. Even if you plan to attend the Annual Meeting, we recommend that you vote your shares in advance as described below so that your vote will be counted if you later decide not to attend the Annual Meeting.

Please refer to the summary instructions below and those included on your Notice of Internet Availability of Proxy Materials or proxy card or, for shares held in street name, the voting instruction card provided by your broker or other nominee.

The Internet and telephone voting procedures are designed to authenticate shareholders by use of a control number and to allow you to confirm that your instructions have been properly recorded. If you vote by telephone or on the Internet, you do not need to return your proxy card. Telephone and Internet voting for shareholders of record will be available 24 hours a day, up until 10:59 p.m., Central Daylight Time, on May 8, 2023. Participants in 3M's Voluntary Investment Plan and Employee Stock Ownership Plan and the 3M Savings Plan may instruct the trustee how to vote their shares via the Internet, by telephone, or by signing and returning the proxy card by 10:59 p.m., Central Daylight Time, on May 7, 2023.

Vote by Internet www.proxyvote.com	If you have Internet access, you may submit your proxy from any location in the world 24 hours a day, 7 days a week. Have your proxy card or the Notice of Internet Availability of Proxy Materials in hand when you access the website and follow the instructions to obtain your records and to create an electronic voting instruction form.
Vote by Telephone 1-800-690-6903	If you live in the United States, you may use any touch-tone telephone to vote your proxy toll-free 24 hours a day, 7 days a week. Have your proxy card or the Notice of Internet Availability of Proxy Materials in hand when you call and follow the instructions.
Vote by Mail Sign and mail your proxy card	You may vote by signing and submitting your proxy card to the Company. If you provide specific voting instructions in your proxy card, your shares will be voted as you instruct. If you sign your proxy card, but do not provide voting instructions, your shares will be voted as the Board recommends. Mark, sign, and date your proxy card and return it in the postage-paid envelope provided so that it is received by May 8, 2023 (or by May 7, 2023, for participants in the 3M Voluntary Investment Plan and Employee Stock Ownership Plan and the 3M Savings Plan), to 3M Company, c/o Broadridge, 51 Mercedes Way, Edgewood, NY 11717. For shares held in street name, you may direct your broker or other nominee on how to vote your shares by following the instructions set forth in the voting instruction card that your broker or other nominee has provided.
Vote Online at the Meeting May 9, 2023 8:30 a.m., CDT www.virtualshareholdermeeting.com/MMM2023	At the virtual Annual Meeting, if you have not submitted your proxy prior to the meeting, or if you wish to change your voting instructions, you will be able to vote your shares electronically at the virtual Annual Meeting platform by clicking "Voting" on the meeting website.

All shares that have been properly voted and not revoked will be voted at the Annual Meeting.

Changing your vote

You may change your proxy voting instructions at any time prior to the vote at the Annual Meeting. You may enter a new vote by using the Internet or the telephone or by mailing a new proxy card or new voting instruction card bearing a later date (which will automatically revoke your earlier voting instructions), so long as the new vote is received before the deadlines described above under the heading "Voting methods." You may also change your vote by granting a new proxy or by voting electronically at the virtual Annual Meeting.

Counting the vote

In the election of directors, you may vote "FOR" or "AGAINST" one or more of the nominees or you may "ABSTAIN." Abstentions will have no effect on the outcome of the election of directors. For Proposals 2 and 3, you may vote "FOR," "AGAINST," or "ABSTAIN," but please note that abstentions will have the same effect as a vote "AGAINST." Proposal 4, with multiple choices, is subject to a plurality vote standard. If you sign your proxy card or broker voting instruction card but provide no voting instructions, your shares will be voted in accordance with the recommendations of the Board. Shares held in your account in the 3M Voluntary Investment Plan and Employee Stock Ownership Plan or the 3M Savings Plan will be voted by the trustee as described in "Shareholders entitled to vote" beginning on page 112.

Representatives of Broadridge Financial Solutions, Inc. will tabulate the votes and act as the inspectors of election.

Confidentiality

The Company's Board of Directors has a policy that all shareholder proxies, ballots, and tabulations that identify shareholders are to be maintained in confidence. No such document will be available for examination, and the identity and vote of any shareholder will not be disclosed, except as necessary to meet legal requirements and allow the inspectors of election to certify the results of the shareholder vote. The policy also provides that inspectors of election for shareholder votes must be independent and cannot be employees of the Company. Occasionally, shareholders provide written comments on their proxy card that may be forwarded to 3M management.

Results of the vote

We will issue a press release announcing the preliminary voting results for items of business properly presented at the meeting and will disclose the results for those items in a Current Report on Form 8-K filed with the Securities and Exchange Commission within four business days of the Annual Meeting date. The press release with voting results will also be available on our website at www.3M.com/profile/pressbox/index.jhtml.

Delivery of documents to shareholders sharing an address

Securities and Exchange Commission rules allow us to deliver a single copy of an annual report and proxy statement to any household not participating in electronic proxy material delivery at which two or more shareholders reside, if we believe the shareholders are members of the same family (a practice called "householding"). We believe that householding benefits both you and the Company by eliminating duplicate mailings to shareholders living at the same address and by reducing our printing and mailing costs. Each shareholder will continue to receive a separate proxy card or voting instruction card.

Your household may have received a single set of proxy materials this year. If you prefer to receive your own copy now or in future years, please request a duplicate set by calling 1-800-579-1639, by going to www.proxyvote.com, by e-mailing sendmaterial@proxyvote.com, or by writing to 3M Company, c/o Broadridge, 51 Mercedes Way, Edgewood, NY 11717. Alternatively, if your household received multiple sets of proxy materials this year, and members of your household who are entitled to receive proxy materials would all prefer to receive only a single set of proxy materials, you may submit such a request as specified in the preceding sentence.

If a broker or other nominee holds your shares, you may continue to receive some duplicate mailings. Certain brokers will eliminate duplicate account mailings by allowing shareholders to consent to such elimination, or through implied consent if a shareholder does not request continuation of duplicate mailings. Since not all brokers and nominees may offer shareholders the opportunity this year to eliminate duplicate mailings, you may need to contact your broker or other nominee directly to discontinue duplicate mailings to your household.

List of shareholders

A list of the shareholders of record entitled to vote at the Annual Meeting will be available for inspection online at the virtual Annual Meeting for any purpose germane to the meeting. The list also will be available for ten days prior to the meeting during normal business hours at 3M Center, St. Paul, MN 55144, by contacting the Secretary of the Company.

Cost of proxy solicitation

3M will pay for the cost of preparing, assembling, printing, mailing, and distributing these proxy materials. You will need to obtain your own Internet access if you choose to access the proxy materials and/or vote over the Internet. In addition to mailing these proxy materials, the solicitation of proxies or votes may be made in person, by telephone, or by electronic communication by our directors, officers, and employees, who will not receive any additional compensation for these solicitation activities. We have hired Georgeson Shareholder Communications, Inc. to assist us in the distribution of proxy materials and the solicitation of votes. We will pay Georgeson Shareholder Communications, Inc. a fee of \$24,200 plus expenses for these services. We will also reimburse brokerage houses and other custodians, nominees, and fiduciaries for their reasonable out-of-pocket expenses for forwarding proxy and solicitation materials to beneficial owners of stock.

Transfer agent

Our transfer agent is EQ Shareowner Services. All communications concerning shareholders of record accounts, including address changes, name changes, common stock transfer requirements, and similar issues can be handled by contacting EQ Shareowner Services at 1-800-401-1952 (U.S.), 651-450-4064 (outside the U.S.), www.shareowneronline.com or in writing, P.O. Box 64854, St. Paul, MN 55164-0854.

Requirements for submission of shareholder proposals for next year's Annual Meeting

In order for a shareholder proposal to be considered for inclusion in 3M's Proxy Statement for next year's Annual Meeting, our Corporate Secretary must receive the proposal by November 23, 2023. Such proposals must be sent via registered, certified, or express mail (or other means that allows the shareholder to determine when the proposal was received by the Company) to: Michael M. Dai, Vice President, Associate General Counsel and Secretary, 3M Company, 3M Center, Building 220-9E-02, St. Paul, MN 55144-1000. Such proposals must comply with the Securities and Exchange Commission's regulations regarding the inclusion of shareholder proposals in Company sponsored proxy materials, such as the shareholder continuing to own a minimum number of shares until the Annual Meeting and appearing or having an authorized representative appear at the meeting to present the proposal.

Alternatively, shareholders intending to present a proposal at next year's Annual Meeting without having it included in the Company's Proxy Statement must comply with the requirements set forth in the Company's Bylaws, a copy of which is available at www.3M.com under Investor Relations — Governance. Our Bylaws require, among other things, that our Corporate Secretary receive written notice from the shareholder no earlier than the close of business on November 23, 2023, and no later than the close of business on December 23, 2023. The notice must contain the information required by our Bylaws.

Proposals received by the Corporate Secretary after the dates mentioned will not be included in the Proxy Statement or acted upon at next year's Annual Meeting.

By order of the Board of Directors.



Michael M. Dai
Vice President, Associate General Counsel and Secretary

Appendix A: Supplemental consolidated statement of income information

Reconciliation of GAAP to non-GAAP financial measures (millions, except per-share amounts) (unaudited)

In addition to reporting financial results in accordance with GAAP, the Company also periodically excludes special items to calculate financial metrics utilized for compensation plans; some of these metrics are non-GAAP measures. Operating income, net income attributable to 3M, and diluted earnings per share attributable to 3M common shareholders (hereafter referred to as "earnings per diluted share") are all measures for which 3M provides the reported GAAP measure and an adjusted measure (excluding special items). Free cash flow (FCF) growth (FCF percentage change), FCF Conversion, Return on Invested Capital, and Operating Cash Flow Conversion all adjusted for special items are non-GAAP measures that the Company believes are meaningful in measuring the payouts for its compensation plans. These measures are not in accordance with, nor are they a substitute for, GAAP measures. Special items represent significant charges or credits that are important to an understanding of the Company's ongoing operations. The determination of special items may not be comparable to similarly titled measures used by other companies and the adjusted amounts for compensation purposes included in this section, may differ from the adjusted amounts included in the Company's Form 10-K. Note 2020 financial results provided below are for the 2020 financial results before the pension accounting change in the first quarter of 2021, which resulted in the restatement of 2020 amounts in 2021, however, since the 2020 compensation plans were measured using the original 2020 results, these amounts are presented below. See footnote (f) below for further discussion of the pension accounting change.

The reconciliations provided below reconcile the non-GAAP financial measures with the most directly comparable GAAP financial measures for the twelve months ended December 31, 2022, 2021 and 2020.

Performance share award metrics:

Adjusted earnings per share (non-GAAP measure)

	2022						Adjusted Non-GAAP Measure
	Reported GAAP Measure	Adjustment for Significant Litigation Related Charges(a)	Food Safety Divestiture, net of Restructuring Items(b)	Adjustment for Health Care Business Divestiture Costs(c)	Adjustment for Russia Exit Charges(d)	Adjustment for PFAS manufacturing exit(e)	
<i>(Dollars in millions, except per share amounts)</i>							
Net income attributable to 3M	\$ 5,777	\$ 1,815	\$ (2,648)	\$ 42	\$ 111	\$ 638	\$ 5,735
Earnings per diluted share	\$ 10.18	\$ 3.20	\$ (4.67)	\$ 0.07	\$ 0.20	\$ 1.12	\$ 10.10
Earnings per diluted share percent change	0.6%						-0.2%

	2021		2020		Adjusted Non-GAAP Measure
	Reported GAAP Measure(f)	Reported GAAP Measure(f)	Adjustment for Significant Litigation Related Charges(a)	DDSD & Adv Ballistic Sale Gain, net of Restructuring Items(g)	
<i>(Dollars in millions, except per share amounts)</i>					
Net income attributable to 3M	\$ 5,921	\$ 5,384	\$ (39)	\$ (257)	\$ 5,088
Earnings per diluted share	\$ 10.12	\$ 9.25	\$ (0.07)	\$ (0.44)	\$ 8.74
Earnings per diluted share percent change	14.4%	18.4%			-5.7%

Adjusted free cash flow (non-GAAP measure)

	2022						
	Reported Measure	Adjustment for Significant Litigation Related Charges(a)	Food Safety Divestiture, net of Restructuring Items(b)(h)	Adjustment for Health Care Business Divestiture Costs(c)	Adjustment for Russia Exit Charges(d)	Adjustment for PFAS manufacturing exit(e)	Adjusted Non-GAAP Measure
Major GAAP Cash Flow Categories							
Net cash provided by operating activities	\$ 5,591						
Net cash provided by (used in) investing activities	(1,046)						
Net cash used in financing activities	(5,350)						
Free Cash Flow (non-GAAP measure)							
Net cash provided by operating activities	\$ 5,591	\$ 784	\$ 55	\$ 8	\$ 2	\$ —	\$ 6,440
Purchases of property, plant and equipment	(1,749)						(1,749)
Free Cash Flow (i)	\$ 3,842	\$ 784	\$ 55	\$ 8	\$ 2	\$ —	\$ 4,691
Free Cash Flow percent change	-34.3%						-21.5%
Net Income Attributable to 3M	\$ 5,777	\$ 1,815	\$ (2,648)	\$ 42	\$ 111	\$ 638	\$ 5,735
Free Cash Flow Conversion (i)	66%						82%

	2021			2020			
	Reported Measure	Adjustment for Payment of Previous Excluded Items(h)	Adjusted Non-GAAP Measure	Reported Measure	Adjustment for Significant Litigation Related Charges(a)(h)	DDSD & Adv Ballistic Sale Gain, net of Restructuring Items(g)	Adjusted Non-GAAP Measure
Major GAAP Cash Flow Categories							
Net cash provided by operating activities	\$ 7,454			\$ 8,113			
Net cash provided by (used in) investing activities	(1,317)			(580)			
Net cash used in financing activities	(6,145)			(5,300)			
Free Cash Flow (non-GAAP measure)							
Net cash provided by operating activities	\$ 7,454	\$ 123	\$ 7,577	\$ 8,113	\$ 112	\$ 12	\$ 8,237
Purchases of property, plant and equipment	(1,603)		\$ (1,603)	(1,501)			(1,501)
Free Cash Flow (i)	\$ 5,851	\$ 123	\$ 5,973	\$ 6,612	\$ 112	\$ 12	\$ 6,736
Net Income Attributable to 3M	\$ 5,921	\$ —	\$ 5,921	\$ 5,384	\$ (39)	\$ (257)	\$ 5,088
Free Cash Flow Conversion (i)	99%		101%	123%			132%

Return on invested capital (non-GAAP measure)

	2022						
	Reported Measure	Adjustment for Significant Litigation Related Charges(a)	Food Safety Divestiture, net of Restructuring Items(b)	Adjustment for Health Care Business Divestiture Costs(c)	Adjustment for Russia Exit Charges(d)	Adjustment for PFAS manufacturing exit(e)	Adjusted Non-GAAP Measure
Net income including non-controlling interest	\$ 5,791	\$ 1,497	\$ (2,648)	\$ 42	\$ 111	\$ 638	\$ 5,431
Interest expense (after-tax) (1)	418	—	—	—	—	—	418
Adjusted net income (Return)	\$ 6,209	\$ 1,497	\$ (2,648)	\$ 42	\$ 111	\$ 638	\$ 5,849
Average shareholders' equity (including non-controlling interest) (2)	\$ 14,437	\$ 1,036	\$ 17	\$ 8	\$ 54	\$ 160	\$ 15,711
Average short-term and long-term debt (3)	16,149	—	—	—	—	—	16,149
Average invested capital	\$ 30,586	\$ 1,036	\$ 17	\$ 8	\$ 54	\$ 160	\$ 31,860
Return on Invested Capital (j)	20.3%						18.4%
(1) Effective income tax rate used for interest expense	9.6%						9.6%
(2) Calculation of average equity (includes non-controlling interest)							
Ending total equity as of:							
March 31	\$ 15,004	\$ 173	\$ —	\$ —	\$ —	\$ —	\$ 15,177
June 30	13,816	1,412	—	—	—	—	15,228
September 30	14,156	1,356	66	1	109	—	15,688
December 31	14,770	1,202	2	31	108	638	16,751
Average total equity	\$ 14,437	\$ 1,036	\$ 17	\$ 8	\$ 54	\$ 160	\$ 15,711
(3) Calculation of average debt							
Ending short-term and long-term debt as of:							
March 31	\$ 16,678	\$ —	\$ —	\$ —	\$ —	\$ —	\$ 16,678
June 30	16,276	—	—	—	—	—	16,276
September 30	15,705	—	—	—	—	—	15,705
December 31	15,939	—	—	—	—	—	15,939
Average short-term and long-term debt	\$ 16,149	\$ —	\$ —	\$ —	\$ —	\$ —	\$ 16,149

	2021		2020		
	Reported Measure	Reported Measure	Adjustment for Significant Litigation Related Charges(a)	DDSD & Adv Ballistic Sale Gain, net of Restructuring Items(g)	Adjusted Non-GAAP Measure
Net income including non-controlling interest	\$ 5,929	\$ 5,388	\$ (39)	\$ (257)	\$ 5,092
Interest expense (after-tax) (1)	400	425	—	—	425
Adjusted net income (Return)	\$ 6,329	\$ 5,813	\$ (39)	\$ (257)	\$ 5,517
Average shareholders' equity (including non-controlling interest) (2)	\$ 14,497	\$ 11,500	\$ 382	\$ 30	\$ 11,912
Average short-term and long-term debt (3)	17,991	20,413	—	—	20,413
Average invested capital	\$ 32,488	\$ 31,913	\$ 382	\$ 30	\$ 32,325
Return on Invested Capital (j)	19.5%	18.2%			17.1%
(1) Effective income tax rate used for interest expense	17.8%	19.6%			19.6%
(2) Calculation of average equity (includes non-controlling interest)					
Ending total equity as of:					
March 31	\$ 13,828	\$ 10,209	\$ 373	\$ —	\$ 10,582
June 30	14,516	10,915	394	46	11,355
September 30	14,530	11,943	388	41	12,372
December 31	15,117	12,931	372	35	13,338
Average total equity	\$ 14,497	\$ 11,500	\$ 382	\$ 30	\$ 11,912
(3) Calculation of average debt					
Ending short-term and long-term debt as of:					
March 31	\$ 18,187	\$ 22,495	\$ —	\$ —	\$ 22,495
June 30	18,248	20,762	—	—	20,762
September 30	18,165	19,598	—	—	19,598
December 31	17,363	18,795	—	—	18,795
Average short-term and long-term debt	\$ 17,991	\$ 20,413	\$ —	\$ —	\$ 20,413

AIP metrics:

	2022						Adjusted Non-GAAP Measure
	Reported Measure	Adjustment for Significant Litigation Related Charges(a)	Food Safety Divestiture, net of Restructuring Items(b)	Adjustment for Health Care Business Divestiture Costs(c)	Adjustment for Russia Exit Charges(d)	Adjustment for PFAS manufacturing exit(e)	
Income Statement							
Net Sales	\$ 34,229						\$ 34,229
Operating Income	6,539	\$ 1,878	\$ (2,636)	\$ 55	\$ 109	\$ 800	6,745
Operating Income Margin	19.1%						19.7%
Operating Cash Flow Conversion (non-GAAP measure)							
Net cash provided by operating activities	\$ 5,591	\$ 233	\$ 54	\$ 8	\$ 2	\$ —	\$ 5,888
Net Income Attributable to 3M	\$ 5,777	\$ 1,497	\$ (2,648)	\$ 42	\$ 111	\$ 638	\$ 5,417
Operating Cash Flow Conversion (k)	97%						109%

- (a) Net costs for significant litigation relate to 3M's respirator mask/asbestos, PFAS-related other environmental, and Combat Arms Earplugs matters (as discussed in Note 16 to 3M Company's Form 10-K). Net costs include the impacts of any changes in accrued liabilities, external legal fees, and insurance recoveries, along with associated tax impacts. In 2020, 3M recorded a net pre-tax charge of \$17 million (\$13 million after tax) related to PFAS matters. The charge was more than offset by a reduction in tax expense of \$52 million related to the resolution of tax treatment with authorities regarding the previously disclosed 2018 agreement reached with the State of Minnesota that resolved the Natural Resources Damages lawsuit. These items, in aggregate, resulted in a \$39 million after tax benefit.
- (b) In 2022, 3M recorded a pre-tax gain of \$2.7 billion (\$2.7 billion after tax) related to the split-off and combination of its Food Safety business with Neogen Corporation. Refer to Note 3 to 3M Company's Form 10-K for further details. Also in 2022, following the split-off of the Food Safety business, management approved and committed to undertake certain restructuring actions addressing corporate functional costs across 3M in relation to the magnitude of amounts previously allocated to the divested businesses. Refer to Note 5 to 3M Company's Form 10-K for further details.
- (c) Health Care Business Divestiture Costs related to separating and divesting substantially an entire business segment of 3M following public announcement of its intended divestiture.
- (d) In 2022, 3M recorded a charge primarily related to impairment of net assets in Russia in connection with management's committed exit and disposal plan. Refer to Note 15 to 3M Company's Form 10-K for further details.
- (e) PFAS manufacturing exit amounts relate to 3M's December 2022 commitment to a plan to exit PFAS manufacturing by the end of 2025. Charges for the applicable period relate to asset impairments. Refer to Note 15 to 3M Company's Form 10-K for further details.
- (f) In the first quarter of 2021, 3M changed the method it uses to calculate the market-related value of fixed income securities included in its pension and other post-retirement plan assets. This change was applied retrospectively to all periods presented within 3M's financial statements. The change did not impact consolidated operating income or net cash provided by operating activities but did impact the previously reported portion of pension and post-retirement net periodic benefit cost (benefit) that was included within non-operating other expense (income) along with related consolidated income items such as net income and earnings per share. The 2020 restatement increased 2020 net income by \$65 million and diluted earnings per share by \$0.11. This increases the 2020 adjusted diluted earnings per share from \$8.74 to \$8.85 on a restated basis. The diluted earnings per share of \$8.85 is the base amount for calculating the 14.4% earnings per diluted share percent increase in 2021. The net income amounts for 2020 are not adjusted in the tables above in order to reflect the financial results used for measurements of the 2020 performance periods.
- (g) In the first quarter of 2020, 3M recorded a pre-tax gain of \$2 million (\$1 million loss after tax) related to the sale of its advanced ballistic protection business and recognition of certain contingent consideration. In the second quarter of 2020, 3M recorded a pre-tax gain of \$387 million (\$304 million after tax) related to the sale of its drug delivery business. In the second quarter of 2020, following the divestiture of substantially all of the drug delivery business, management approved and committed to undertake certain restructuring actions addressing corporate functional costs and manufacturing footprint across 3M in relation to the magnitude of amounts previously allocated/burdened to the divested business. As a result, 3M recorded a second quarter 2020 pre-tax charge of \$55 million (\$46 million after tax) and made a subsequent immaterial adjustment thereto.
- (h) During 2022, 2021, and 2020, 3M made payments related to previously adjusted items for PFAS (certain perfluorinated compounds) matters, the Tax Cuts and Jobs Act, and the restructuring actions related to the drug delivery business divestiture.
- (i) Free cash flow and free cash flow conversion are not defined under GAAP. Therefore, they should not be considered a substitute for income or cash flow data prepared in accordance with GAAP and may not be comparable to similarly titled measures used by other companies. The Company defines free cash flow as net cash provided by operating activities less purchases of property, plant and equipment. Cash payments associated with special items in the determination of adjusted net cash provided by (used in) operating activities are reflected net of applicable tax using the U.S. statutory corporate tax rate during the period of payment. It should not be inferred that the entire free cash flow amount is available for discretionary expenditures. The Company defines free cash flow conversion as free cash flow divided by net income attributable to 3M. The Company believes adjusted free cash flow and free cash flow conversion are meaningful to investors as they are useful measures of performance and the Company uses these measures as an indication of the strength of the Company and its ability to generate cash.
- (j) Return on Invested Capital (ROIC) is not defined under GAAP. Therefore, ROIC should not be considered a substitute for other measures prepared in accordance with GAAP and may not be comparable to similarly titled measures used by other companies. The Company defines ROIC as adjusted net income (net income including non-controlling interest plus after-tax interest expense) divided by average invested capital (equity plus debt). The Company believes ROIC is meaningful to investors as it focuses on shareholder value creation.
- (k) Operating cash flow conversion is not defined under GAAP. Therefore, they should not be considered a substitute for income or cash flow data prepared in accordance with GAAP and may not be comparable to similarly titled measures used by other companies. Cash payments associated with special items in the determination of adjusted net cash provided by (used in) operating activities are reflected net of applicable tax using the U.S. statutory corporate tax rate during the period of payment. The Company defines operating cash flow conversion as operating cash flow divided by net income attributable to 3M.

Appendix B: Meaning of certain terms

Except as otherwise noted, capitalized terms used in the Compensation Discussion and Analysis of this Proxy Statement have the meaning specified below.

Adjusted Net Income	means the net income of 3M as reported in its Consolidated Statement of Income, as adjusted to exclude special items.
AIP	means the broad-based Annual Incentive Plan by which the Company provides annual incentive compensation to approximately 33,000 eligible employees.
Committee	means the Compensation and Talent Committee of the Board of Directors of 3M Company.
Earnings per Share (EPS) Growth	means the percentage increase or decrease in 3M's diluted earnings per share attributable to 3M common shareholders (as reported in its Consolidated Statement of Income) for a year as compared to the previous year, in each case, as adjusted to exclude certain special items.
Free Cash Flow	means the sum of 3M's operating cash flows minus capital expenditures, as adjusted to exclude certain special items.
Free Cash Flow Conversion	means the sum of 3M's operating cash flows minus capital expenditures, divided by net income, as adjusted to exclude certain special items.
Free Cash Flow Growth	means the percentage increase or decrease in 3M's Free Cash Flow for a year as compared to the previous year.
GAAP	means generally accepted accounting principles in the United States.
Local Currency Sales	means the net sales of 3M (as reported in its Consolidated Statement of Income) or a business unit, in local currency, adjusted to exclude the impact of acquisitions or divestitures in the year each acquisition or divestiture is completed (unless such acquisition or divestiture is included in the operating plan for the business unit).
Net Cash Provided by Operating Activities	means the amount of cash generated by the regular operating activities of 3M, calculated as Net Income less non-cash expenses and adjusted for changes in working capital. The amount of cash generated by the regular operating activities of 3M will not include cash generated from activities of the type included in the investing (such as capital expenditures, sales of equipment, investment activity, acquisition, and divestitures) or financing sections (such as debt and equity transactions) of the Company's cash flow statement.
Net Income	means Net Sales minus (a) all Operating Expenses and (b) all interest, taxes, and other non-operating expenses, in each case, of 3M or a business unit.
Net Sales	means gross sales of the relevant business unit minus returns, allowances, customer rebates, trade promotion funds, cash discounts, and other sources of variable consideration, as reflected in the consolidated financial statements and related notes set forth in the Company's 2022 Annual Report on Form 10-K.
Operating Cash Flow Conversion	means the Net Cash Provided by Operating Activities divided by Net Income.
Operating Expenses	means all costs and expenses that are related in any way to the operating activities of 3M or a business unit, including all costs and expenses that are part of cost of goods sold; selling, general and administrative expenses; research and development expenses; depreciation and amortization; and gains or losses on sales of businesses or equipment.
Operating Income	means Net Sales minus Operating Expenses.
Organic Sales Growth	means the percentage amount by which 3M's net sales (as reported in its Consolidated Statement of Income) for a year increase or decrease as compared to the previous year. For this purpose, 3M's net sales will be adjusted to exclude currency effects and neutralize sales attributable to acquisitions or divestitures for the 12-month period following the date each acquisition is completed.

Appendix B:

Peer Groups	means both 3M's executive compensation peer group and the survey peer group, each as described under "Use of market data" in the Compensation Discussion and Analysis section of this Proxy Statement.
Relative Organic Volume Growth	means the amount by which the percentage increase or decrease in 3M's net sales (as reported in its Consolidated Statement of Income) for a year as compared to the previous year exceeds the percentage increase or decrease in worldwide real sales growth over the same period, as reflected in the Worldwide Industrial Production Index published by S&P Global Market Intelligence. For this purpose, 3M's net sales are adjusted to neutralize price and currency effects and, during the 12-month period following the date of each acquisition or divestiture, the sales attributable to such acquired or divested business or products.
Relative Organic Sales Growth	means the amount by which 3M's Organic Sales Growth for a year exceeds the percentage increase or decrease in a market benchmark measured over the same period. For this purpose, the market benchmark is a blend of Worldwide Industrial Production Index and Global Domestic Product, in each case, as published by S&P Global Market Intelligence no later than 30 days following completion of the relevant year.
Return on Invested Capital (ROIC)	means the operating income of 3M (as reported in its Consolidated Statement of Income), plus interest income and minus income taxes, adjusted to exclude certain special items and the impact of acquisitions in the year each acquisition is completed, divided by the average invested capital (equity plus debt, as reported in its Consolidated Balance Sheet).
Total Cash Compensation	means the total of an individual's base salary and annual incentive compensation.
Total Direct Compensation	means the total of an individual's Total Cash Compensation plus the compensation value of their annual long-term incentive compensation awards (which is based on their grant date fair value as measured under accounting standards).
Worldwide GDP	means the Worldwide Gross Domestic Product for a specified period, as reported by S&P Global Market Intelligence.
Worldwide IPI	means the Worldwide Industrial Production Index for a specified period, as reported by S&P Global Market Intelligence.

Participating in the virtual Annual Meeting

For information on how to attend the 2023 virtual shareholder meeting, see "Participating in the virtual Annual Meeting" on page 110 of the Proxy Statement.



This Proxy Statement was printed on recycled paper with soy based inks in a facility that uses 100% renewable wind energy.



3M CENTER
BLDG. 220-9E-02
ST. PAUL, MN 55144-1000



VOTE BY INTERNET

Before The Meeting - Go to www.proxyvote.com or scan the QR Barcode above

Use the Internet to transmit your voting instructions and for electronic delivery of information up until 10:59 p.m. Central Daylight Time on May 8, 2023*. Have your proxy card in hand when you access the website and follow the instructions to obtain your records and to create an electronic voting instruction form.

During The Meeting - Go to www.virtualshareholdermeeting.com/MMM2023

You may attend the meeting via the Internet and vote during the meeting. Have the information that is printed in the box marked by the arrow available and follow the instructions.

VOTE BY PHONE - 1-800-690-6903

Use any touch-tone telephone to transmit your voting instructions up until 10:59 p.m. Central Daylight Time on May 8, 2023*. Have your proxy card in hand when you call and then follow the instructions.

VOTE BY MAIL

Mark, sign and date your proxy card and return it in the postage-paid envelope we have provided or return it to 3M Company, c/o Broadridge, 51 Mercedes Way, Edgewood, NY 11717, so that it is received by May 8, 2023*.

*Up until 10:59 p.m. Central Daylight Time on May 7, 2023, for participants in 3M's Voluntary Investment Plan and Employee Stock Ownership Plan and the 3M Savings Plan.

TO VOTE, MARK BLOCKS BELOW IN BLUE OR BLACK INK AS FOLLOWS:

D98734-P87251-Z84400

KEEP THIS PORTION FOR YOUR RECORDS.
DETACH AND RETURN THIS PORTION ONLY

THIS PROXY CARD IS VALID ONLY WHEN SIGNED AND DATED.

3M COMPANY

The Board of Directors recommends you vote FOR proposals 1, 2 and 3:

1. To elect 10 members to the Board of Directors, each for a term of one year.

Nominees:	For	Against	Abstain
1a. Thomas "Tony" K. Brown	<input type="checkbox"/>	<input type="checkbox"/>	<input type="checkbox"/>
1b. Anne H. Chow	<input type="checkbox"/>	<input type="checkbox"/>	<input type="checkbox"/>
1c. David B. Dillon	<input type="checkbox"/>	<input type="checkbox"/>	<input type="checkbox"/>
1d. Michael L. Eskew	<input type="checkbox"/>	<input type="checkbox"/>	<input type="checkbox"/>
1e. James R. Fitterling	<input type="checkbox"/>	<input type="checkbox"/>	<input type="checkbox"/>
1f. Amy E. Hood	<input type="checkbox"/>	<input type="checkbox"/>	<input type="checkbox"/>
1g. Suzan Kereere	<input type="checkbox"/>	<input type="checkbox"/>	<input type="checkbox"/>
1h. Gregory R. Page	<input type="checkbox"/>	<input type="checkbox"/>	<input type="checkbox"/>
1i. Pedro J. Pizarro	<input type="checkbox"/>	<input type="checkbox"/>	<input type="checkbox"/>
1j. Michael F. Roman	<input type="checkbox"/>	<input type="checkbox"/>	<input type="checkbox"/>

2. To ratify the appointment of PricewaterhouseCoopers LLP as 3M's independent registered public accounting firm. For Against Abstain
3. Advisory approval of executive compensation. For Against Abstain

The Board recommends voting in favor of 1 Year 2 Years 3 Years Abstain 1 year.

4. Advisory approval on the frequency of advisory votes on executive compensation. For Against Abstain

NOTE: Such other business as may properly come before the meeting or any adjournment or postponement thereof.

Please e-mail your address changes or comments to: investorrelations@3M.com

Please sign exactly as your name(s) appear(s) hereon. When signing as attorney, executor, administrator, or other fiduciary, please give full title as such. Joint owners should each sign personally. All holders must sign. If a corporation or partnership, please sign in full corporate or partnership name by authorized officer.

--	--

Signature [PLEASE SIGN WITHIN BOX] Date

--	--

Signature (Joint Owners) Date

NOTICE OF 2023 ANNUAL MEETING OF SHAREHOLDERS*
Tuesday, May 9, 2023, 8:30 a.m. Central Daylight Time
www.virtualshareholdermeeting.com/MMM2023

Important Notice Regarding the Availability of Proxy Materials for the Annual Meeting:

The Notice and Proxy Statement and Annual Report are available at www.proxyvote.com.

***To leverage technology and enable shareholder participation from any location, the 2023 Annual Meeting will be held exclusively online at www.virtualshareholdermeeting.com/MMM2023.**

To be admitted to the virtual-only Annual Meeting, you need to enter the 16-digit control number printed on the other side of this proxy card. At the virtual Annual Meeting, you or your proxyholder may participate, vote, type in your question, and examine a list of shareholders of record. If you wish to submit questions in advance of the online meeting, you may do so by using your 16-digit control number to access www.proxyvote.com.

D98735-P87251-Z84400

3M COMPANY

The Board of Directors solicits this proxy for use at the Annual Meeting on Tuesday, May 9, 2023.

The shareholder(s) whose signature(s) appear(s) on the reverse side of this proxy card hereby appoint(s) Kevin H. Rhodes, Monish Patolawala, and Michael F. Roman or any of them, each with full power of substitution, as proxies, to vote all shares of common stock in 3M Company which the shareholder(s) would be entitled to vote on all matters which may properly come before the 2023 Annual Meeting of Shareholders and any adjournments or postponements thereof. THE PROXIES SHALL VOTE SUBJECT TO THE DIRECTION INDICATED ON THE REVERSE SIDE OF THIS CARD. THE PROXIES ARE AUTHORIZED TO VOTE IN THEIR DISCRETION UPON OTHER BUSINESS AS MAY PROPERLY COME BEFORE THE MEETING AND ANY ADJOURNMENTS OR POSTPONEMENTS THEREOF. THE PROXIES WILL VOTE AS THE BOARD OF DIRECTORS RECOMMENDS WHERE A CHOICE IS NOT SPECIFIED.

FOR PARTICIPANTS IN 3M'S VOLUNTARY INVESTMENT PLAN AND EMPLOYEE STOCK OWNERSHIP PLAN (VIP), AND THE 3M SAVINGS PLAN:

In accordance with the terms of the VIP and Savings Plan, shares allocated to the respective accounts in these plans on the record date will be voted by the trustee, The Bank of New York Mellon, in accordance with the instructions indicated on the reverse side of this card, and in accordance with the judgment of the trustee upon other business as may properly come before the meeting and any adjournments or postponements thereof. In addition, participants, as named fiduciaries for voting purposes in the VIP and the Savings Plan, may instruct The Bank of New York Mellon (as VIP and the Savings Plan trustee) how to vote a proportionate number of the allocated shares for which no instructions are received by following the same instructions. If no instructions are provided or if this card is not received on or before May 7, 2023, shares held in the respective accounts in the VIP and the Savings Plan will be voted by the trustee in the same proportion that the other participants in the VIP and the Savings Plan direct the trustee to vote shares in the respective accounts.

(Continued, and must be signed and dated on the other side)